

Model Year 2017

Fuel Economy Guide



www.fueleconomy.gov



U.S. DEPARTMENT OF
ENERGY

DOE/EE-1477

U.S. Department of Energy
Office of Energy Efficiency and Renewable Energy
U.S. Environmental Protection Agency

UPDATED: April 30, 2024




Fuel economy information at your fingertips
Find-a-Car app



Download on the
App Store



GET IT ON
Google Play



contents

- Using the *Fuel Economy Guide* / i
- Understanding the Guide Listings / 1
- Why Some Vehicles Are Not Listed / 1
- Vehicle Classes Used in This Guide / 2
- Tax Incentives and Disincentives / 2
- Why Consider Fuel Economy? / 2
- Fueling Options / 2
- Annual Fuel Cost Ranges for Vehicle Classes / 3
- Advanced Vehicle Technologies / 4
- Improve Your Fuel Economy / 4
- Fuel Economy Leaders / 5
- 2017 Model Year Vehicles / 6
- Diesel Vehicles / 34
- All-Electric Vehicles / 35
- Fuel Cell Vehicles / 37
- Plug-in Hybrid Electric Vehicles / 38
- Hybrid Electric Vehicles / 40
- Ethanol Flexible Fuel Vehicles / 42
- Index / 45

USING THE FUEL ECONOMY GUIDE

The U.S. Environmental Protection Agency (EPA) and U.S. Department of Energy (DOE) produce the *Fuel Economy Guide* to help car buyers choose the most fuel-efficient vehicle that meets their needs. The Guide is available for free in print and on the Web at www.fueleconomy.gov. For additional print copies, mail your request to: USGPO, Receiving C/O - 2017 Fuel Economy Guide, 8660 Cherry Lane, Laurel, MD 20707, or enter your request electronically at <http://www.fueleconomy.gov/feg/contacts.shtml>.

Fuel Economy Estimates

The purpose of EPA's fuel economy estimates is to provide a reliable basis for comparing vehicles.

Most vehicles in this Guide (other than plug-in hybrids) have three fuel economy estimates:

- A "city" estimate that represents urban driving, in which a vehicle is started in the morning (after being parked all night) and driven in stop-and-go traffic
- A "highway" estimate that represents a mixture of rural and interstate highway driving in a warmed-up vehicle, typical of longer trips in free-flowing traffic
- A "combined" estimate that represents a combination of city driving (55%) and highway driving (45%)

Estimates for all vehicles are based on laboratory testing under standardized conditions to allow for fair comparisons.

Flexible fuel vehicles (FFVs), which can use gasoline and E85, have estimates for both fuels. Plug-in hybrid electric vehicles (PHEVs) have estimates for (1) electric-only or blended electric and gasoline operation and (2) gasoline-only operation. PHEVs are discussed in more detail on page 38. For answers to frequently asked questions about fuel economy estimates, visit www.fueleconomy.gov.

Annual Fuel Cost Estimates

This Guide provides annual fuel cost estimates, rounded to the nearest \$50, for each vehicle. The estimates are based on the assumptions that you travel 15,000 miles per year (55% under city driving conditions and 45% under highway conditions) and that fuel costs \$3.65/gallon for regular unleaded gasoline, \$4.20/gallon for mid-grade unleaded gasoline, and \$4.57/gallon for premium. Cost-per gallon assumptions for vehicles that use other fuel types are discussed at the beginning of those vehicle sections. The fuel costs were determined in advance to allow time for printing fuel economy labels; thus the Guide may not reflect current fuel prices.

Visit www.fueleconomy.gov to personalize fuel costs based on current fuel prices and your driving habits.

Your Fuel Economy Will Vary

EPA's fuel economy values are good estimates of the fuel economy a typical driver will achieve under average driving

conditions and provide a good basis to compare one vehicle to another. Still, your fuel economy may be slightly higher or lower than EPA's estimates. Fuel economy varies, sometimes significantly, based on driving conditions, driving style, and other factors.

To ensure that estimates are consistent across different makes and models, the EPA estimates are based on a standardized, repeatable testing procedure. These tests model an "average" driver's environment and behavior based on real world conditions, such as stop-and-go traffic.

However, it is impossible for a single test to predict fuel economy precisely for all drivers in all environments. For example, the following factors can lower your vehicle's fuel economy:

- Aggressive driving (hard acceleration and braking)
- Excessive idling, accelerating, and braking in stop-and-go traffic
- Cold weather (engines are more efficient when warmed up). This has a greater effect for short trips.
- Driving with a heavy load or with the air conditioner running
- Improperly tuned engine or under-inflated tires
- Driving on mountainous or hilly terrain
- High-performance or snow tires
- Use of remote starters

In addition, small variations in vehicle manufacturing can cause fuel economy variations in the same make and model, and some vehicles don't attain maximum fuel economy until they are "broken in" (around 3,000–5,000 miles).

With fuel-efficient driving techniques, drivers may also achieve better fuel economy than the EPA estimates. See "Improve Your Fuel Economy" on page 4 for tips on maximizing your fuel economy.

The EPA ratings are a useful tool for comparing vehicles because they are always done in precisely the same way under the same set of conditions. However, they may not accurately predict the fuel economy you will get. This is also true for annual fuel cost estimates. For more information on fuel economy ratings and factors that affect fuel economy, visit www.fueleconomy.gov.

UNDERSTANDING THE GUIDE LISTINGS

We hope you'll find the *Fuel Economy Guide* easy to use! Fuel economy and annual fuel cost data are organized by vehicle class (see page 2 for a list of classes). Within each class, vehicles are listed alphabetically by manufacturer and model.

Vehicle models with different features, such as engine size or transmission type, are listed as different vehicles. Engine and transmission attributes are shown in the first column under the model name.

Additional attributes needed to distinguish among vehicles (e.g., fuel type or suggested fuel grade) are listed in the "Notes" column. A legend for abbreviations is provided on page 6.

A "P" in the "Notes" column indicates that the manufacturer *recommends* that the vehicle be fueled with premium-grade

gasoline, and a "PR" indicates that the manufacturer *requires* premium. The higher price of premium fuel is reflected in the annual fuel cost of these vehicles.

The most fuel-efficient vehicles in each class and alternative fuel vehicles are indicated with special markings (see diagram below). Vehicles that can use more than one kind of fuel have an entry for each fuel type.

Interior passenger and cargo volumes are located in the index at the back of the Guide.

- Other vehicles with a GVWR of 8,500 pounds or more or a curb weight over 6,000 pounds

Therefore, manufacturers do not have to estimate their fuel economy, and fuel economy labels are not posted on their windows.

Also, fuel economy information on some vehicles was not available in time to be printed in the Guide. However, you can find more up-to-date information at www.fueleconomy.gov.

WHY SOME VEHICLES ARE NOT LISTED

Light-duty fuel economy regulations do not apply to

- Sport utility vehicles (SUVs) and passenger vans with a gross vehicle weight rating (GVWR) of more than 10,000 pounds—GVWR is the vehicle weight plus carrying capacity

Sample Vehicle Listing

(Not Actual Data)

| Manufacturer Model Configuration (trans, eng size, cyl) | MPG | | Annual Fuel Cost | GHG Rating | Notes |
|--|------|----------|------------------------|---------------|-------|
| | Comb | City/Hwy | | | |
| CHEVROLET Bolt | | | | | |
| A-1 | 119 | 128/110 | \$550 | 10 | EV |
| FIAT 500 Abarth | | | | | |
| A-6, 1.4L, 4cyl | 27 | 24/32 | \$1,550 | 6 | P T |
| M-5, 1.4L, 4cyl | 30 | 28/33 | \$1,400 | 7 | P T |
| LARGE CARS | | | | | |
| CHEVROLET Impala | | | | | |
| A-S6, 2.5L, 4cyl | 25 | 22/30 | \$1,450 | 5 | SS |
| A-S6, 3.6L, 6cyl | 22 | 18/28 | \$1,650 | 5 | |
| Impala FFV | | | | | |
| A-S6, 3.6L, 6cyl | 22 | 19/28 | \$1,650 | 5 | Gas |
| | 16 | 14/20 | \$1,900 | 5 | E85 |

Manufacturer

Model

The most fuel-efficient vehicle per class is listed in blue boldface type and marked with a blue pointer (▶).

EPA city & highway MPG estimates.
EXAMPLE:
128 MPG city; 110 MPG highway

Vehicle class

Transmission information:
type (A=automatic, A-S=automatic transmission-select shift, AV=continuously variable transmission, M=manual, etc.) followed by number of gears or speeds

Alternative fuel vehicles are highlighted by a blue bar, and those that can use two kinds of fuel, such as flexible fuel vehicles (FFVs), have an entry for each fuel type.

EPA combined city/highway MPG estimate based on 55% city and 45% highway driving

Compares the tailpipe greenhouse gas emissions to those of other vehicles of the same model year on a scale of 1 (worst) to 10 (best)

Additional information to help further identify the vehicle (e.g., engine and fuel system info) along with other useful information about taxes, required fuel grade, etc.
EXAMPLE: P=premium gasoline recommended, T=turbocharger

Estimated annual fuel cost, assuming 15,000 miles of travel a year (55% city and 45% highway) and an average fuel price

FFVs can run on gasoline or E85 (a mixture of 85% ethanol and 15% gasoline).

Engine size (in liters) followed by number of cylinders. EXAMPLE: 3.6-liter, 6-cylinder engine

VEHICLE CLASSES USED IN THIS GUIDE

| CARS | | TRUCKS | |
|------------------------|--------------------------------------|---------------------------------|---------------------------------------|
| Class | Passenger and Cargo Volume (cu. ft.) | Class | Gross Vehicle Weight Rating* (pounds) |
| TWO-SEATER CARS | | PICKUP TRUCKS | |
| SEDANS | | Small | Under 6,000 |
| Minicompact | Under 85 | Standard | 6,000 to 8,500 |
| Subcompact | 85 to 99 | VANS | |
| Compact | 100 to 109 | Passenger | Under 10,000 |
| Midsize | 110 to 119 | Cargo | Under 8,500 |
| Large | 120 or more | MINIVANS | |
| STATION WAGONS | | SPORT UTILITY VEHICLES | |
| Small | Under 130 | Small | Under 6,000 |
| Midsize | 130 to 159 | Standard | 6,000 to 9,999 |
| Large | 160 or more | SPECIAL PURPOSE VEHICLES | |
| | | Under 8,500 | |

*Gross vehicle weight rating = vehicle weight plus carrying capacity.

TAX INCENTIVES AND DISINCENTIVES

Federal Tax Credits

You may be eligible for a federal income tax credit of up to \$7,500 if you purchase a qualifying electric or plug-in hybrid vehicle in 2016-17.

Visit www.fueleconomy.gov for more information on qualifying models, credit amounts, and phase-out dates.

Gas Guzzler Tax

The Energy Tax Act of 1978 requires auto companies to pay a "gas guzzler" tax on the sale of cars with exceptionally low fuel economy. Such vehicles are identified in the Guide by the word "Tax" in the "Notes" column. In the dealer showroom, the words "Gas Guzzler" and the tax amount are listed on the vehicle's fuel economy label. The tax does not apply to light trucks.

WHY CONSIDER FUEL ECONOMY?

Save Money

You could save as much as \$1,000 (or more) in fuel costs each year by choosing the most fuel-efficient vehicle in a particular class. This can add up to thousands of dollars over a vehicle's lifetime. Fuel-efficient models come in all shapes and sizes, so you need not sacrifice utility or size.

Each vehicle listing in the *Fuel Economy Guide* provides an estimated annual fuel cost (see page i). The Find and Compare Cars tool at www.fueleconomy.gov features an annual fuel cost calculator that allows you to insert your local gasoline

prices and typical driving conditions (percentage of city and highway driving) to obtain the most accurate fuel cost information for your vehicle.

Reduce Oil Dependence Costs

Buying a more fuel-efficient vehicle can help reduce our dependence on petroleum. About a quarter of the oil used to produce the gasoline you put in your tank is imported. The United States uses about 19.4 million barrels of oil per day, of which over two-thirds is used for transportation. Oil dependence cost the U.S. economy around \$116 billion in 2014 alone.

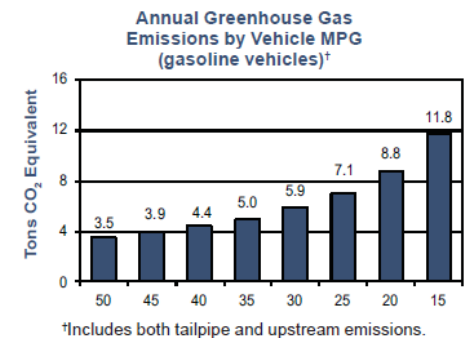
Reduce Climate Change

Climate change is widely viewed as the most significant long-term threat to the global environment as well as a substantial risk to human health. Human-made emissions of greenhouse gases (GHGs) are the major cause of most of the observed global warming over the last 50 years and into the future.

Burning fossil fuels such as gasoline and diesel releases GHGs into the atmosphere, contributing to global climate change. Highway vehicles account for about 23% (1.7 billion tons) of U.S. GHG emissions each year.

The average recent-model vehicle causes the release of 6 to 9 tons of tailpipe and upstream GHGs each year, most of which is carbon dioxide (CO₂). Unlike other forms of vehicle pollution, CO₂ emissions cannot be reduced by pollution control technologies. They can only be reduced by burning less fuel or by burning fuel that contains less carbon.

You can reduce your contribution to climate change by buying a vehicle with better fuel economy. Switching from a vehicle that gets 20 miles per gallon (MPG) to one that gets 25 MPG can reduce GHG emissions by 1.7 tons per year.



You can also reduce your contribution to climate change by

- Getting the best fuel economy out of your car (see "Improve Your Fuel Economy" on page 4)
- Using a low-carbon fuel, such as electricity, from a renewable resource such as wind or hydropower
- Walking, biking, or taking public transit more often

FUELING OPTIONS

Ethanol Blends—E85 and E10

Ethanol is a domestically produced, renewable fuel made primarily from starch-based crops such as corn. It may also be made from "cellulosic biomass," such as crop residues and wood, but this is not yet done on a large scale. The use of ethanol as a vehicle fuel can reduce greenhouse gas (GHG) emissions and U.S. dependence on petroleum.

E10 is a blend of 10% ethanol and 90% gasoline and is legal for use in any gasoline-powered vehicle. More than 95% of U.S. gasoline contains up to 10% ethanol to boost octane, meet air quality requirements, or satisfy the federal Renewable Fuel Standard. Vehicles typically go 3%–4% fewer miles on E10 than 100% gasoline because ethanol contains less energy than gasoline.

E85 is a high-level ethanol-gasoline blend containing 51%–83% ethanol, depending on the season and geographic location. Drivers can use E85 in flexible fuel vehicles (FFVs), which are specially designed to run on gasoline, E85, or any mixture of the two. FFVs are offered by several vehicle manufacturers. To determine whether your vehicle is an FFV, check the inside of your car’s fuel filler door for an identification sticker or consult your owner’s manual. About 2,800 filling stations in the United States currently sell E85. Visit afdc.energy.gov/locator/stations to find stations near you.

FFVs typically experience a 15%–30% drop in fuel economy when operating

on E85 instead of regular gasoline due to ethanol's lower energy content and other factors, assuming gasoline typically contains about 10% ethanol. However, drivers should notice no degradation in performance.

Biodiesel

Biodiesel is a domestically produced renewable fuel manufactured from vegetable oils or animal fats for use in diesel vehicles. Using biodiesel in place of petroleum diesel can reduce GHG emissions and contributes to national energy security.

Biodiesel can be blended with petroleum diesel at any percentage. The most common biodiesel blend is B20, which contains 20% biodiesel and 80% petroleum diesel. B5 (5% biodiesel and 95% petroleum diesel) is another common blend. All vehicle manufacturers have approved biodiesel blends up to and including B5 for use in all diesel engines, and some have approved the use of blends up to B20 in a few recent model year vehicles. Keep in mind that using

higher-level biodiesel blends may affect your vehicle warranty. Check your owner’s manual or with your vehicle manufacturer to determine the right blend for your vehicle.

Purchase commercial-grade biodiesel from a reputable dealer. Never refuel with recycled grease or vegetable oil that has not been converted to biodiesel. It will damage your engine.

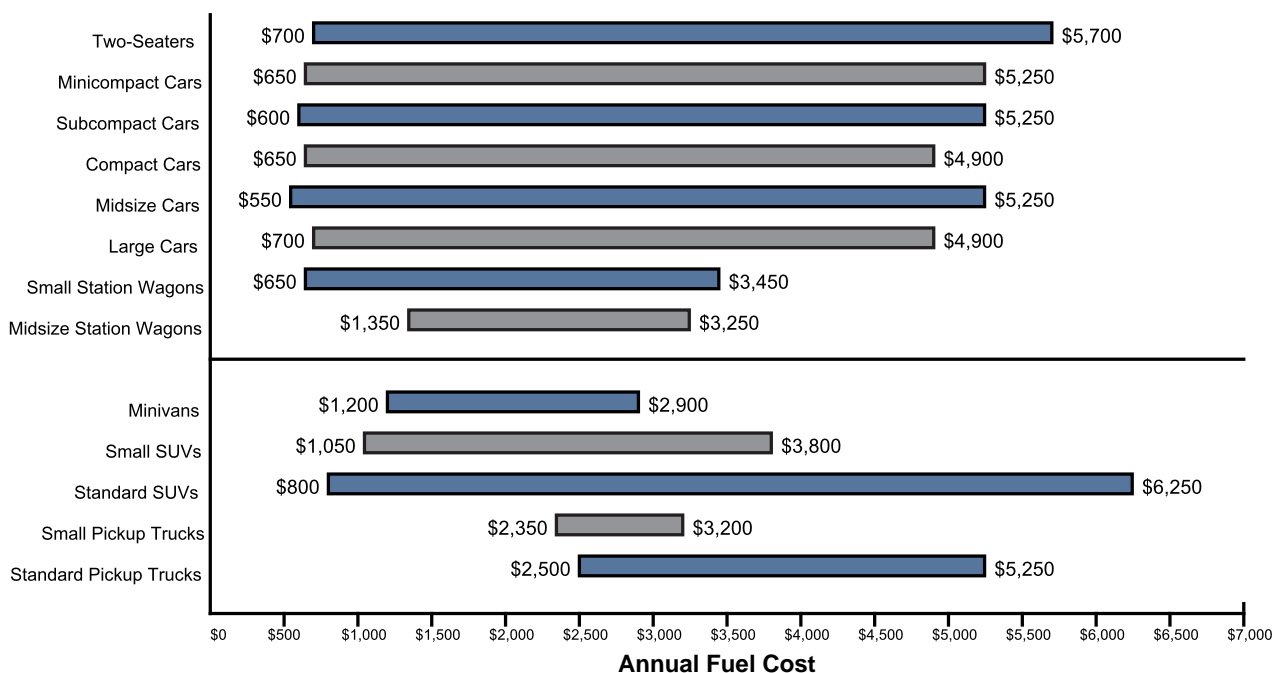
Close to 200 stations currently dispense B20. Visit afdc.energy.gov/locator/stations/ to find service stations selling biodiesel near you.

Premium- vs Regular-Grade Gasoline

Regular unleaded is the recommended gasoline for most cars. Using a higher-octane gasoline than recommended by the owner’s manual does not improve performance or fuel efficiency; it only costs more money. Check your owner’s manual for the recommended grade of fuel for your vehicle.

ANNUAL FUEL COST RANGES FOR VEHICLE CLASSES

The graph below provides the annual fuel cost ranges for the vehicles in each class so you can see where a given vehicle’s cost fall within its class. Annual fuel costs assume that you travel 15,000 miles each year, drive 55% in the city and 45% on the highway, and that fuel costs \$3.65/gallon for regular unleaded gasoline, \$4.57/gallon for premium, \$3.95/gallon for diesel, and \$.15/kWh for electricity. Visit www.fueleconomy.gov to calculate the annual fuel cost for a specific vehicle based on your own driving conditions and fuel prices.



Fuel economy estimates on this chart do not include vehicles operating on compressed natural gas (CNG) or E85.

ADVANCED VEHICLE TECHNOLOGIES

Manufacturers are using advanced technologies to improve fuel economy in many of their vehicles. Along with hybrids, plug-in hybrids, and all-electric vehicles, new technologies are also being used to make conventional vehicles more efficient. Some of these fuel-saving technologies are described below. For more information, visit www.fueleconomy.gov.

Start-Stop Systems

Start-stop systems (sometimes called "idle-stop", "smart start", or other manufacturer-specific names) save fuel by turning off the engine when the vehicle comes to a stop and automatically starting it back up when you step on the accelerator. Start-stop can improve fuel economy by 4%–5% and provides the biggest benefit in conditions where the engine would otherwise be idling, such as stop-and-go city driving. These systems are currently available on all hybrids and over 350 conventional vehicle models.

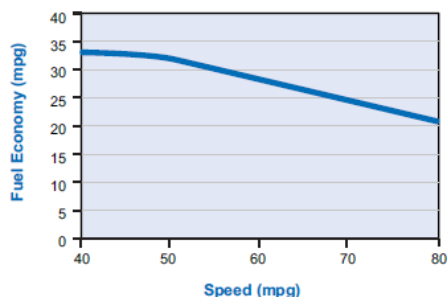
IMPROVE YOUR FUEL ECONOMY

Drive More Efficiently

- Aggressive driving (speeding and rapid acceleration/braking) can lower your gas mileage by as much as 33% at highway speeds and 5% around town.

Driver feedback devices can help you drive more efficiently, improving fuel economy by up to 10%.

- Observe the speed limit. Each 5 MPH you drive over 60 MPH can reduce your fuel economy by 7%. For a personalized estimate of the effect of speeding on your fuel economy, visit www.fueleconomy.gov.



- Avoid idling. Idling gets 0 miles per gallon and costs as much as \$0.02 per minute.

Cylinder Deactivation

Cylinder deactivation "turns off" some of the engine's cylinders when they are not needed. This temporarily and seamlessly turns an 8- or 6-cylinder engine into a more efficient 4- or 3-cylinder engine.

Turbocharging

Turbocharging increases engine power, allowing a smaller, more fuel-efficient engine to be used in place of a larger one. Replacing an 8-cylinder engine with a turbocharged 6-cylinder or a 6-cylinder engine with a turbocharged 4-cylinder can save fuel and still provide extra power when needed.

Advanced Transmissions

The advanced electronics in today's vehicles can optimize gear shifting for improved fuel efficiency. Six-, 7-, and 8-speed automatic transmissions are becoming common, and some have even more gears. Continuously variable transmissions (CVTs) can change seamlessly through an infinite number of gears. Transmissions with more

gears allow the engine to run at its most efficient speed more often, improving fuel economy.

Improved Aerodynamics

Reducing a vehicle's aerodynamic drag (wind resistance) improves fuel economy, especially at higher speeds. Many manufacturers are improving aerodynamics by refining vehicle shapes or by employing external moving parts such as "shutters" that close off the grill, allowing air to flow smoothly around the vehicle instead of into the engine compartment, where it produces more drag.

Lighter Vehicles

Reducing vehicle weight improves fuel economy, so manufacturers are beginning to redesign vehicles to weigh less while maintaining performance and safety. For example, replacing a steel body with one made from a lighter-weight material, such as aluminum, can reduce vehicle weight by hundreds of pounds.

- Using cruise control on the highway helps you maintain a constant speed and, in most cases, will save gas.

Keep Your Car in Shape

- Fixing a car that is noticeably out of tune can improve your gas mileage by about 4%.
- Keeping tires inflated to the recommended pressure can typically improve fuel economy by 0.6%.

The manufacturer's recommended tire pressure can be found on the tire information placard and/or vehicle certification label located on the vehicle door edge, doorpost, glove-box door, or inside the trunk lid.

- Using the recommended grade of motor oil can improve your fuel economy by 1%–2% if you've been using the wrong grade.
- Keep your tires aligned and balanced.
- Replacing a clogged air filter can improve gas mileage on older cars with carbureted engines.

Plan and Combine Trips

- A warmed-up engine is more fuel-efficient than a cold one. Many short

trips taken from a cold start can use twice as much fuel as one multipurpose trip covering the same distance.

Note: Letting your car idle to warm up doesn't help your fuel economy; it actually uses more fuel and creates more pollution.

Other Solutions

- Avoid carrying unneeded items. An extra 100 pounds can decrease fuel economy by about 1%.
- Avoid carrying cargo on your roof. A large, blunt rooftop cargo box, for example, can reduce fuel economy by 2%–8% in city driving, 6%–17% on the highway, and 10%–25% at Interstate speeds (65 to 75 MPH).

Rear-mount cargo boxes or trays reduce fuel economy by much less—1%–2% in city driving and 1%–5% on the highway.

- Use the "economy mode" feature if your vehicle has one.

For more tips on improving fuel economy, such as cold-weather tips; hot-weather tips; and tips for hybrids, plug-in hybrids, and all-electric vehicles, visit www.fueleconomy.gov.

FUEL ECONOMY LEADERS

Listed below are vehicles with the highest fuel economy in the most popular classes. For each vehicle class, we list the most fuel-efficient plug-in hybrid (PHEV) or all-electric vehicle (EV) and the most fuel-efficient conventional vehicle. Rankings are based on combined city and highway fuel economy estimates, which assume 55% city driving and 45% highway driving. Please note that many vehicle models come in a range of engine sizes and trim lines, resulting in different fuel economy values. If there is only one vehicle in a class, a fuel economy leader is not listed.

| | Trans Type / Speeds | Eng Size / Cylinders | MPG Combined | | Trans Type / Speeds | Eng Size / Cylinders | MPG Combined |
|-----------------------------------|------------------------|-------------------------|-----------------|--|------------------------|-------------------------|-----------------|
| TWO-SEATER CARS | | | | MIDSIZE STATION WAGONS | | | |
| SMART | | | | TOYOTA | | | |
| fortwo electric drive coupe (EV) | A-1 | | 108* | Prius v | AV | 1.8L/4cyl | 41 |
| fortwo cabriolet | AM-6 | 0.9L/3cyl | 35 | SMALL PICKUP TRUCKS | | | |
| fortwo coupe | AM-6 | 0.9L/3cyl | 35 | CHEVROLET | | | |
| MINICOMPACT CARS | | | | Colorado 2WD (diesel) | | | |
| FIAT | | | | A-6 | | | |
| 500e (EV) | A-1 | | 112* | 2.8L/4cyl | | | |
| 500 | M-5 | 1.4L/4cyl | 34 | GMC | | | |
| SUBCOMPACT CARS | | | | Canyon 2WD (diesel) | | | |
| BMW | | | | A-6 | | | |
| i3 BEV (60 Amp-hour battery) (EV) | A-1 | | 124* | 2.8L/4cyl | | | |
| FORD | | | | STANDARD PICKUP TRUCKS | | | |
| Fiesta SFE FWD | M-5 | 1.0L/3cyl | 35 | RAM | | | |
| TOYOTA | | | | 1500 2WD (diesel) | | | |
| Yaris iA | A-S6 | 1.5L/4cyl | 35 | A-8 | | | |
| COMPACT CARS | | | | 3.0L/6cyl | | | |
| VOLKSWAGEN | | | | VANS, PASSENGER | | | |
| e-Golf (EV) | A-1 | | 119* | FORD | | | |
| TOYOTA | | | | Transit T150 Wagon | | | |
| Prius c | AV | 1.5L/4cyl | 46 | A-S6 | | | |
| MIDSIZE CARS | | | | 3.5L/6cyl | | | |
| HYUNDAI | | | | Transit T150 Wagon FFV | | | |
| Ioniq Electric (EV) | A-1 | | 136* | A-S6 | | | |
| TOYOTA | | | | 3.7L/6cyl | | | |
| Prius Eco | AV | 1.8L/4cyl | 56 | MINIVANS | | | |
| LARGE CARS | | | | CHRYSLER | | | |
| TESLA | | | | Pacifica Hybrid (PHEV) | | | |
| Model S AWD - 60D (EV) | A-1 | | 104* | AV | | | |
| Model S AWD - 90D (EV) | A-1 | | 104* | 3.6L/6cyl | | | |
| HYUNDAI | | | | Pacifica | | | |
| Ioniq Blue | AM-6 | 1.6L/4cyl | 58 | A-9 | | | |
| SMALL STATION WAGONS | | | | 3.6L/6cyl | | | |
| CHEVROLET | | | | Pacifica (with Start-Stop) | | | |
| Bolt EV | A-1 | | 119* | A-9 | | | |
| KIA | | | | HONDA | | | |
| Niro FE | AM-6 | 1.6L/4cyl | 50 | Odyssey | | | |
| | | | | A-6 | | | |
| | | | | 3.5L/6cyl | | | |
| | | | | NISSAN | | | |
| | | | | Quest | | | |
| | | | | AV | | | |
| | | | | 3.5L/6cyl | | | |
| | | | | TOYOTA | | | |
| | | | | Sienna 2WD | | | |
| | | | | A-S8 | | | |
| | | | | 3.5L/6cyl | | | |
| | | | | SMALL SPORT UTILITY VEHICLES | | | |
| | | | | BYD | | | |
| | | | | e6 (EV) | | | |
| | | | | A-1 | | | |
| | | | | 72* | | | |
| | | | | NISSAN | | | |
| | | | | Rogue Hybrid FWD | | | |
| | | | | AV-S7 | | | |
| | | | | 2.0L/4cyl | | | |
| | | | | 34 | | | |
| | | | | STANDARD SPORT UTILITY VEHICLES | | | |
| | | | | TESLA | | | |
| | | | | Model X AWD - 60D (EV) | | | |
| | | | | A-1 | | | |
| | | | | 93* | | | |
| | | | | Model X AWD - 75D (EV) | | | |
| | | | | A-1 | | | |
| | | | | 93* | | | |
| | | | | LEXUS | | | |
| | | | | RX 450h AWD | | | |
| | | | | AV-S6 | | | |
| | | | | 3.5L/6cyl | | | |
| | | | | 30 | | | |

* This is an electric vehicle. Since electricity is not measured in gallons, a conversion factor is used to translate the fuel economy into miles per gallon of gasoline equivalent (MPGe).

† This vehicle is a plug-in hybrid, which runs on both gasoline and electricity. Since electricity is not measured in gallons, a conversion factor is used to translate the fuel economy when running on electricity into miles per gallon of gasoline equivalent (MPGe). The Combined MPGe estimate includes both city and highway driving and gasoline and electric energy use.

‡ When operated on gasoline

2017 MODEL YEAR VEHICLES

This section contains the fuel economy values for 2017 model year vehicles. Additional information for alternative fuel vehicles can be found on pages 35–39 and 42–44. Alternative fuel vehicles are highlighted with a light blue bar, and those that can use two kinds of fuel, such as flexible fuel vehicles, have an entry for each fuel type. The most fuel-efficient vehicles per class are listed in blue boldface type and marked with a blue pointer (▶).

| Manufacturer Model Configuration (trans, eng size, cyl) | MPG | | Annual Fuel Cost | GHG Rating | Notes |
|--|------|----------|------------------|------------|-------|
| | Comb | City/Hwy | | | |
| TWO-SEATER CARS | | | | | |

ACURA

NSX Hybrid

| | | | | | |
|-------------------|----|-------|---------|---|------------|
| AM-S9, 3.5L, 6cyl | 21 | 21/22 | \$3,250 | 4 | P T HEV SS |
|-------------------|----|-------|---------|---|------------|

ALFA ROMEO

4C

| | | | | | |
|------------------|----|-------|---------|---|-----|
| AM-6, 1.8L, 4cyl | 28 | 24/34 | \$2,450 | 6 | P T |
|------------------|----|-------|---------|---|-----|

ASTON MARTIN

V12 Vantage S

| | | | | | |
|-------------------|----|-------|---------|---|-------|
| AM-7, 6.0L, 12cyl | 14 | 12/18 | \$4,900 | 1 | P Tax |
| M-7, 6.0L, 12cyl | 12 | 10/16 | \$5,700 | 1 | P Tax |

AUDI

R8

| | | | | | |
|--------------------|----|-------|---------|---|-------|
| AM-S7, 5.2L, 10cyl | 17 | 14/22 | \$4,050 | 3 | P Tax |
|--------------------|----|-------|---------|---|-------|

R8 Spyder

| | | | | | |
|--------------------|----|-------|---------|---|-------|
| AM-S7, 5.2L, 10cyl | 17 | 14/22 | \$4,050 | 3 | P Tax |
|--------------------|----|-------|---------|---|-------|

TT Roadster quattro

| | | | | | |
|-------------------|----|-------|---------|---|---|
| AM-S6, 2.0L, 4cyl | 26 | 23/30 | \$2,100 | 6 | T |
|-------------------|----|-------|---------|---|---|

CHEVROLET

Corvette

| | | | | | |
|------------------|----|-------|---------|---|---------|
| A-S8, 6.2L, 8cyl | 19 | 15/26 | \$3,600 | 4 | P |
| A-S8, 6.2L, 8cyl | 16 | 13/23 | \$4,300 | 2 | P S Tax |
| M-7, 6.2L, 8cyl | 19 | 16/25 | \$3,600 | 4 | P |
| M-7, 6.2L, 8cyl | 18 | 15/22 | \$3,800 | 3 | P S |

DODGE

Viper

| | | | | | |
|------------------|----|-------|---------|---|-------|
| M-6, 8.4L, 10cyl | 14 | 12/19 | \$4,900 | 1 | P Tax |
|------------------|----|-------|---------|---|-------|

| Manufacturer Model Configuration (trans, eng size, cyl) | MPG | | Annual Fuel Cost | GHG Rating | Notes |
|--|------|----------|------------------|------------|-------|
| | Comb | City/Hwy | | | |

FERRARI

488 GTB

| | | | | | |
|------------------|----|-------|---------|---|--------|
| AM-7, 3.9L, 8cyl | 18 | 16/22 | \$3,800 | 3 | P T SS |
| AM-7, 3.9L, 8cyl | 18 | 15/22 | \$3,800 | 3 | P T |

488 Spider

| | | | | | |
|------------------|----|-------|---------|---|--------|
| AM-7, 3.9L, 8cyl | 18 | 16/22 | \$3,800 | 3 | P T SS |
| AM-7, 3.9L, 8cyl | 18 | 15/22 | \$3,800 | 3 | P T |

F12 Berlinetta

| | | | | | |
|-------------------|----|-------|---------|---|----------|
| AM-7, 6.3L, 12cyl | 13 | 12/16 | \$5,250 | 1 | P Tax |
| AM-7, 6.3L, 12cyl | 13 | 12/16 | \$5,250 | 1 | P Tax SS |

F12 tdf

| | | | | | |
|-------------------|----|-------|---------|---|----------|
| AM-7, 6.3L, 12cyl | 12 | 11/15 | \$5,700 | 1 | P Tax |
| AM-7, 6.3L, 12cyl | 13 | 11/15 | \$5,250 | 1 | P Tax SS |

LaFerrari Aperta

| | | | | | |
|-------------------|----|-------|---------|---|--------------------|
| AM-7, 6.3L, 12cyl | 13 | 12/15 | \$5,250 | 1 | P Tax PT4WD HEV SS |
|-------------------|----|-------|---------|---|--------------------|

FIAT

124 Spider

| | | | | | |
|-----------------|----|-------|---------|---|-----|
| A-6, 1.4L, 4cyl | 29 | 25/36 | \$2,350 | 7 | P T |
| M-6, 1.4L, 4cyl | 30 | 26/35 | \$2,300 | 7 | P T |

FORD

GT

| | | | | | |
|------------------|----|-------|---------|---|---------|
| AM-7, 3.5L, 6cyl | 14 | 11/18 | \$4,900 | 1 | P T Tax |
|------------------|----|-------|---------|---|---------|

JAGUAR

F-Type Convertible

| | | | | | |
|------------------|----|-------|---------|---|--------|
| A-S8, 3.0L, 6cyl | 23 | 20/28 | \$3,000 | 5 | P S SS |
| M-6, 3.0L, 6cyl | 19 | 16/24 | \$3,600 | 4 | P S SS |

F-Type Coupe

| | | | | | |
|------------------|----|-------|---------|---|--------|
| A-S8, 3.0L, 6cyl | 23 | 20/28 | \$3,000 | 5 | P S SS |
| M-6, 3.0L, 6cyl | 19 | 16/24 | \$3,600 | 4 | P S SS |

F-Type R AWD Convertible

| | | | | | |
|------------------|----|-------|---------|---|--------|
| A-S8, 5.0L, 8cyl | 18 | 15/23 | \$3,800 | 3 | P S SS |
|------------------|----|-------|---------|---|--------|

ABBREVIATIONS:

▶..... Highest MPG in Class

2WD..... Two-Wheel Drive

4WD..... Four-Wheel Drive

A..... Automatic Transmission

A-S..... Automatic Transmission-Select Shift

AM..... Automated Manual

AM-S..... Automated Manual-Selectable

AV..... Continuously Variable Transmission

AV-S..... Continuously Variable Transmission with Select Shift

AWD..... All-Wheel Drive

City..... MPG on City Test Procedure

Cyl..... Cylinders

Comb..... Combined City-Highway MPG

D..... Ultra-Low Sulfur Diesel

E85..... 85% Ethanol/15% Gasoline

Eng Size..... Engine Volume in Liters

EV..... Electric Vehicle

FCV..... Fuel Cell Vehicle

FFV..... Flexible Fuel Vehicle

FWD..... Front-Wheel Drive

Gas..... Regular Gasoline

GHG..... Greenhouse Gas

H..... Hydrogen

HEV..... Hybrid Electric Vehicle

Hwy..... MPG on Highway Test Procedure

i-ELOOP..... Mazda Optional Technology Package

Li-Ion..... Lithium Ion

LWB..... Long Wheel Base

M..... Manual Transmission

Mid..... Midgrade Gasoline

Mode..... Multimode Transmission

MPG..... Miles per Gallon

NA..... Not Available at Press Time

Ni-MH..... Nickel-Metal Hydride

ORP..... Off-Road Package

P..... Premium Gasoline Recommended

PHEV..... Plug-in Hybrid Electric Vehicle

PR..... Premium Gasoline Required

PT4WD..... Part-time 4WD

PZEV..... Partial Zero-Emission Vehicles

RWD..... Rear Wheel Drive

S..... Supercharger

SIDI..... Spark Ignition Direct Injection

SS..... Stop-Start Technology

SWB..... Short Wheelbase

T..... Turbocharger

Tax..... Subject to Gas Guzzler Tax

Trans..... Transmission

| Manufacturer Model Configuration (trans, eng size, cyl) | MPG | | Annual Fuel Cost | GHG Rating | Notes |
|--|------|----------|------------------|------------|------------|
| | Comb | City/Hwy | | | |
| F-Type R AWD Coupe | | | | | |
| A-S8, 5.0L, 8cyl | 18 | 15/23 | \$3,800 | 3 | P S SS |
| F-Type S AWD Convertible | | | | | |
| A-S8, 3.0L, 6cyl | 21 | 18/26 | \$3,250 | 4 | P S SS |
| F-Type S AWD Coupe | | | | | |
| A-S8, 3.0L, 6cyl | 21 | 18/26 | \$3,250 | 4 | P S SS |
| F-Type S Convertible | | | | | |
| A-S8, 3.0L, 6cyl | 22 | 19/27 | \$3,100 | 5 | P S SS |
| M-6, 3.0L, 6cyl | 18 | 15/24 | \$3,800 | 3 | P S SS |
| F-Type S Coupe | | | | | |
| A-S8, 3.0L, 6cyl | 22 | 19/27 | \$3,100 | 5 | P S SS |
| M-6, 3.0L, 6cyl | 18 | 15/24 | \$3,800 | 3 | P S SS |
| LAMBORGHINI | | | | | |
| Aventador Coupe | | | | | |
| AM-S7, 6.5L, 12cyl | 13 | 11/18 | \$5,250 | 1 | P Tax SS |
| Aventador Coupe LP740-4 | | | | | |
| AM-S7, 6.5L, 12cyl | 12 | 10/16 | \$5,700 | 1 | P Tax SS |
| Aventador Roadster | | | | | |
| AM-S7, 6.5L, 12cyl | 13 | 10/18 | \$5,250 | 1 | P Tax SS |
| Aventador Roadster LP740-4 | | | | | |
| AM-S7, 6.5L, 12cyl | 12 | 10/16 | \$5,700 | 1 | P Tax SS |
| Huracan | | | | | |
| AM-S7, 5.2L, 10cyl | 17 | 14/21 | \$4,050 | 3 | P Tax |
| Huracan 2WD | | | | | |
| AM-S7, 5.2L, 10cyl | 17 | 14/21 | \$4,050 | 3 | P Tax |
| Huracan Spyder | | | | | |
| AM-S7, 5.2L, 10cyl | 16 | 14/20 | \$4,300 | 2 | P Tax |
| Huracan Spyder 2WD | | | | | |
| AM-S7, 5.2L, 10cyl | 16 | 14/20 | \$4,300 | 2 | P Tax |
| MAZDA | | | | | |
| MX-5 | | | | | |
| A-S6, 2.0L, 4cyl | 29 | 26/35 | \$2,350 | 7 | P |
| M-6, 2.0L, 4cyl | 29 | 26/33 | \$2,350 | 7 | P |
| MCLAREN AUTOMOTIVE | | | | | |
| 570GT | | | | | |
| A-7, 3.8L, 8cyl | 19 | 16/23 | \$3,600 | 4 | P T |
| 570S Coupe | | | | | |
| A-7, 3.8L, 8cyl | 19 | 16/23 | \$3,600 | 4 | P T |
| MERCEDES-BENZ | | | | | |
| AMG GT | | | | | |
| AM-7, 4.0L, 8cyl | 18 | 16/22 | \$3,800 | 3 | P T SS |
| AMG GT S | | | | | |
| AM-7, 4.0L, 8cyl | 18 | 16/22 | \$3,800 | 3 | P T SS |
| AMG SL63 | | | | | |
| A-7, 5.5L, 8cyl | 19 | 16/25 | \$3,600 | 4 | P T SS |
| AMG SL65 | | | | | |
| A-7, 6.0L, 12cyl | 16 | 13/22 | \$4,300 | 2 | P T Tax SS |

| Manufacturer Model Configuration (trans, eng size, cyl) | MPG | | Annual Fuel Cost | GHG Rating | Notes |
|--|------|----------|------------------|------------|--------|
| | Comb | City/Hwy | | | |
| AMG SLC43 | | | | | |
| A-9, 3.0L, 6cyl | 23 | 20/29 | \$3,000 | 5 | P T SS |
| SL450 | | | | | |
| A-9, 3.0L, 6cyl | 23 | 20/28 | \$3,000 | 5 | P T SS |
| SL550 | | | | | |
| A-9, 4.7L, 8cyl | 20 | 17/25 | \$3,450 | 4 | P T SS |
| SLC300 | | | | | |
| A-9, 2.0L, 4cyl | 27 | 25/32 | \$2,550 | 6 | P T SS |
| NISSAN | | | | | |
| 370Z | | | | | |
| A-S7, 3.7L, 6cyl | 22 | 19/26 | \$3,100 | 5 | P |
| M-6, 3.7L, 6cyl | 21 | 18/26 | \$3,250 | 4 | P |
| 370Z Roadster | | | | | |
| A-S7, 3.7L, 6cyl | 21 | 18/25 | \$3,250 | 4 | P |
| M-6, 3.7L, 6cyl | 20 | 17/24 | \$3,450 | 4 | P |
| PORSCHE | | | | | |
| Boxster | | | | | |
| AM-S7, 2.0L, 4cyl | 25 | 22/29 | \$2,750 | 5 | P T SS |
| M-6, 2.0L, 4cyl | 24 | 21/28 | \$2,850 | 5 | P T SS |
| Boxster S | | | | | |
| AM-S7, 2.5L, 4cyl | 24 | 21/28 | \$2,850 | 5 | P T SS |
| M-6, 2.5L, 4cyl | 22 | 20/26 | \$3,100 | 5 | P T SS |
| Cayman | | | | | |
| AM-S7, 2.0L, 4cyl | 25 | 22/29 | \$2,750 | 5 | P T SS |
| M-6, 2.0L, 4cyl | 24 | 21/28 | \$2,850 | 5 | P T SS |
| Cayman S | | | | | |
| AM-S7, 2.5L, 4cyl | 24 | 21/28 | \$2,850 | 5 | P T SS |
| M-6, 2.5L, 4cyl | 22 | 20/26 | \$3,100 | 5 | P T SS |
| SMART | | | | | |
| fortwo cabriolet | | | | | |
| ▶ AM-6, 0.9L, 3cyl | 35 | 33/38 | \$1,950 | 8 | P T |
| M-5, 0.9L, 3cyl | 34 | 31/38 | \$2,000 | 8 | P T |
| fortwo coupe | | | | | |
| ▶ AM-6, 0.9L, 3cyl | 35 | 33/39 | \$1,950 | 8 | P T |
| M-5, 0.9L, 3cyl | 34 | 31/39 | \$2,000 | 8 | P T |
| fortwo electric drive convertible | | | | | |
| A-1 | 102 | 112/91 | \$750 | 10 | EV |
| fortwo electric drive coupe | | | | | |
| ▶ A-1 | 108 | 124/94 | \$700 | 10 | EV |
| MINICOMPACT CARS | | | | | |
| ASTON MARTIN | | | | | |
| DB11 V12 | | | | | |
| A-S8, 5.2L, 12cyl | 17 | 15/21 | \$4,050 | 3 | P T |
| Vanquish S Zagato | | | | | |
| A-S8, 6.0L, 12cyl | 16 | 13/21 | \$4,300 | 2 | P Tax |

| Manufacturer Model Configuration (trans, eng size, cyl) | MPG | | Annual Fuel Cost | GHG Rating | Notes |
|--|------|----------|------------------|------------|-------|
| | Comb | City/Hwy | | | |

FERRARI

California T

| | | | | | |
|------------------|----|-------|---------|---|--------|
| AM-7, 3.9L, 8cyl | 18 | 16/23 | \$3,800 | 3 | P T |
| AM-7, 3.9L, 8cyl | 19 | 16/23 | \$3,600 | 4 | P T SS |

GTC4Lusso

| | | | | | |
|-------------------|----|-------|---------|---|----------------|
| AM-7, 6.3L, 12cyl | 13 | 12/17 | \$5,250 | 1 | P Tax PT4WD SS |
|-------------------|----|-------|---------|---|----------------|

FIAT

500

| | | | | | |
|-------------------|-----------|--------------|----------------|----------|----------|
| A-6, 1.4L, 4cyl | 29 | 27/33 | \$2,350 | 7 | P |
| A-6, 1.4L, 4cyl | 27 | 24/32 | \$2,550 | 6 | P T |
| ▶ M-5, 1.4L, 4cyl | 34 | 31/38 | \$2,000 | 8 | P |
| M-5, 1.4L, 4cyl | 30 | 28/33 | \$2,300 | 7 | P T |

500 Abarth

| | | | | | |
|-----------------|----|-------|---------|---|-----|
| A-6, 1.4L, 4cyl | 27 | 24/32 | \$2,550 | 6 | P T |
| M-5, 1.4L, 4cyl | 30 | 28/33 | \$2,300 | 7 | P T |

500e

| | | | | | |
|-------|------------|----------------|--------------|-----------|-----------|
| ▶ A-1 | 112 | 121/103 | \$650 | 10 | EV |
|-------|------------|----------------|--------------|-----------|-----------|

LOTUS

Evora

| | | | | | |
|------------------|----|-------|---------|---|-----|
| A-S6, 3.5L, 6cyl | 20 | 17/24 | \$3,450 | 4 | P S |
| M-6, 3.5L, 6cyl | 19 | 16/24 | \$3,600 | 4 | P S |

MINI

Cooper Convertible

| | | | | | |
|------------------|----|-------|---------|---|-----|
| A-S6, 1.5L, 3cyl | 30 | 27/36 | \$2,300 | 7 | P T |
| M-6, 1.5L, 3cyl | 32 | 28/37 | \$2,150 | 7 | P T |

Cooper S Convertible

| | | | | | |
|------------------|----|-------|---------|---|--------|
| A-S6, 2.0L, 4cyl | 28 | 25/33 | \$2,450 | 6 | P T SS |
| M-6, 2.0L, 4cyl | 26 | 23/32 | \$2,650 | 6 | P T |

John Cooper Works Convertible

| | | | | | |
|------------------|----|-------|---------|---|--------|
| A-S6, 2.0L, 4cyl | 27 | 24/32 | \$2,550 | 6 | P T SS |
| M-6, 2.0L, 4cyl | 25 | 22/31 | \$2,750 | 5 | P T SS |

PORSCHE

911 Carrera

| | | | | | |
|-------------------|----|-------|---------|---|--------|
| AM-S7, 3.0L, 6cyl | 25 | 22/30 | \$2,750 | 5 | P T SS |
| M-7, 3.0L, 6cyl | 23 | 20/29 | \$3,000 | 5 | P T SS |

911 Carrera 4

| | | | | | |
|-------------------|----|-------|---------|---|--------|
| AM-S7, 3.0L, 6cyl | 24 | 22/28 | \$2,850 | 5 | P T SS |
| M-7, 3.0L, 6cyl | 23 | 20/28 | \$3,000 | 5 | P T SS |

911 Carrera 4 Cabriolet

| | | | | | |
|-------------------|----|-------|---------|---|--------|
| AM-S7, 3.0L, 6cyl | 24 | 21/28 | \$2,850 | 5 | P T SS |
| M-7, 3.0L, 6cyl | 22 | 19/28 | \$3,100 | 5 | P T SS |

911 Carrera 4 GTS

| | | | | | |
|-------------------|----|-------|---------|---|--------|
| AM-S7, 3.0L, 6cyl | 22 | 20/26 | \$3,100 | 5 | P T SS |
| M-7, 3.0L, 6cyl | 21 | 18/26 | \$3,250 | 4 | P T SS |

911 Carrera 4 GTS Cabriolet

| | | | | | |
|-------------------|----|-------|---------|---|--------|
| AM-S7, 3.0L, 6cyl | 22 | 20/25 | \$3,100 | 5 | P T SS |
| M-7, 3.0L, 6cyl | 21 | 18/26 | \$3,250 | 4 | P T SS |

| Manufacturer Model Configuration (trans, eng size, cyl) | MPG | | Annual Fuel Cost | GHG Rating | Notes |
|--|------|----------|------------------|------------|-------|
| | Comb | City/Hwy | | | |

911 Carrera 4S

| | | | | | |
|-------------------|----|-------|---------|---|--------|
| AM-S7, 3.0L, 6cyl | 24 | 21/28 | \$2,850 | 5 | P T SS |
| M-7, 3.0L, 6cyl | 23 | 20/28 | \$3,000 | 5 | P T SS |

911 Carrera 4S Cabriolet

| | | | | | |
|-------------------|----|-------|---------|---|--------|
| AM-S7, 3.0L, 6cyl | 24 | 21/28 | \$2,850 | 5 | P T SS |
| M-7, 3.0L, 6cyl | 22 | 19/28 | \$3,100 | 5 | P T SS |

911 Carrera Cabriolet

| | | | | | |
|-------------------|----|-------|---------|---|--------|
| AM-S7, 3.0L, 6cyl | 24 | 22/28 | \$2,850 | 5 | P T SS |
| M-7, 3.0L, 6cyl | 23 | 20/29 | \$3,000 | 5 | P T SS |

911 Carrera GTS

| | | | | | |
|-------------------|----|-------|---------|---|--------|
| AM-S7, 3.0L, 6cyl | 23 | 20/26 | \$3,000 | 5 | P T SS |
| M-7, 3.0L, 6cyl | 21 | 18/26 | \$3,250 | 4 | P T SS |

911 Carrera GTS Cabriolet

| | | | | | |
|-------------------|----|-------|---------|---|--------|
| AM-S7, 3.0L, 6cyl | 22 | 20/26 | \$3,100 | 5 | P T SS |
| M-7, 3.0L, 6cyl | 21 | 18/26 | \$3,250 | 4 | P T SS |

911 Carrera S

| | | | | | |
|-------------------|----|-------|---------|---|--------|
| AM-S7, 3.0L, 6cyl | 24 | 22/28 | \$2,850 | 5 | P T SS |
| M-7, 3.0L, 6cyl | 23 | 20/29 | \$3,000 | 5 | P T SS |

911 Carrera S Cabriolet

| | | | | | |
|-------------------|----|-------|---------|---|--------|
| AM-S7, 3.0L, 6cyl | 24 | 22/28 | \$2,850 | 5 | P T SS |
| M-7, 3.0L, 6cyl | 23 | 20/28 | \$3,000 | 5 | P T SS |

911 Targa 4

| | | | | | |
|-------------------|----|-------|---------|---|--------|
| AM-S7, 3.0L, 6cyl | 24 | 22/28 | \$2,850 | 5 | P T SS |
| M-7, 3.0L, 6cyl | 22 | 19/28 | \$3,100 | 5 | P T SS |

911 Targa 4 GTS

| | | | | | |
|-------------------|----|-------|---------|---|--------|
| AM-S7, 3.0L, 6cyl | 22 | 20/26 | \$3,100 | 5 | P T SS |
| M-7, 3.0L, 6cyl | 21 | 18/26 | \$3,250 | 4 | P T SS |

911 Targa 4S

| | | | | | |
|-------------------|----|-------|---------|---|--------|
| AM-S7, 3.0L, 6cyl | 24 | 21/27 | \$2,850 | 5 | P T SS |
| M-7, 3.0L, 6cyl | 22 | 19/28 | \$3,100 | 5 | P T SS |

911 Turbo

| | | | | | |
|-------------------|----|-------|---------|---|--------|
| AM-S7, 3.8L, 6cyl | 21 | 19/24 | \$3,250 | 4 | P T SS |
|-------------------|----|-------|---------|---|--------|

911 Turbo Cabriolet

| | | | | | |
|-------------------|----|-------|---------|---|--------|
| AM-S7, 3.8L, 6cyl | 21 | 19/24 | \$3,250 | 4 | P T SS |
|-------------------|----|-------|---------|---|--------|

911 Turbo S

| | | | | | |
|-------------------|----|-------|---------|---|--------|
| AM-S7, 3.8L, 6cyl | 21 | 19/24 | \$3,250 | 4 | P T SS |
|-------------------|----|-------|---------|---|--------|

911 Turbo S Cabriolet

| | | | | | |
|-------------------|----|-------|---------|---|--------|
| AM-S7, 3.8L, 6cyl | 21 | 19/24 | \$3,250 | 4 | P T SS |
|-------------------|----|-------|---------|---|--------|

SUBARU

BRZ

| | | | | | |
|------------------|----|-------|---------|---|---|
| A-S6, 2.0L, 4cyl | 27 | 24/33 | \$2,550 | 6 | P |
| M-6, 2.0L, 4cyl | 24 | 21/29 | \$2,850 | 5 | P |

TOYOTA

86

| | | | | | |
|------------------|----|-------|---------|---|---|
| A-S6, 2.0L, 4cyl | 27 | 24/32 | \$2,550 | 6 | P |
| M-6, 2.0L, 4cyl | 24 | 21/28 | \$2,850 | 5 | P |

| Manufacturer Model Configuration (trans, eng size, cyl) | MPG | | Annual Fuel Cost | GHG Rating | Notes |
|--|------|----------|------------------|------------|-------|
| | Comb | City/Hwy | | | |

SUBCOMPACT CARS

ASTON MARTIN

Rapide S

| | | | | | |
|-------------------|----|-------|---------|---|-------|
| A-S8, 6.0L, 12cyl | 17 | 14/21 | \$4,050 | 3 | P Tax |
|-------------------|----|-------|---------|---|-------|

AUDI

A3

| | | | | | |
|-------------------|----|-------|---------|---|---|
| AM-S7, 2.0L, 4cyl | 29 | 26/35 | \$1,900 | 7 | T |
|-------------------|----|-------|---------|---|---|

A3 Cabriolet

| | | | | | |
|-------------------|----|-------|---------|---|---|
| AM-S7, 2.0L, 4cyl | 28 | 25/34 | \$1,950 | 6 | T |
|-------------------|----|-------|---------|---|---|

A3 Cabriolet quattro

| | | | | | |
|-------------------|----|-------|---------|---|---|
| AM-S6, 2.0L, 4cyl | 25 | 22/30 | \$2,200 | 5 | T |
|-------------------|----|-------|---------|---|---|

A3 quattro

| | | | | | |
|-------------------|----|-------|---------|---|---|
| AM-S6, 2.0L, 4cyl | 27 | 24/31 | \$2,050 | 6 | T |
|-------------------|----|-------|---------|---|---|

A5 Cabriolet quattro

| | | | | | |
|------------------|----|-------|---------|---|-----|
| A-S8, 2.0L, 4cyl | 24 | 21/29 | \$2,850 | 5 | Gas |
| | 17 | 15/21 | \$2,250 | 5 | E85 |

A5 quattro

| | | | | | |
|------------------|----|-------|---------|---|-----|
| A-S8, 2.0L, 4cyl | 24 | 21/30 | \$2,850 | 5 | Gas |
| | 18 | 15/22 | \$2,100 | 6 | E85 |
| M-6, 2.0L, 4cyl | 26 | 23/32 | \$2,650 | 6 | P T |

RS 3

| | | | | | |
|-------------------|----|-------|---------|---|-----|
| AM-S7, 2.5L, 5cyl | 22 | 19/28 | \$3,100 | 5 | P T |
|-------------------|----|-------|---------|---|-----|

S3

| | | | | | |
|-------------------|----|-------|---------|---|-----|
| AM-S6, 2.0L, 4cyl | 24 | 21/28 | \$2,850 | 5 | P T |
|-------------------|----|-------|---------|---|-----|

S5

| | | | | | |
|-------------------|----|-------|---------|---|-----|
| AM-S7, 3.0L, 6cyl | 21 | 18/28 | \$3,250 | 4 | P S |
| M-6, 3.0L, 6cyl | 20 | 17/26 | \$3,450 | 4 | P S |

S5 Cabriolet

| | | | | | |
|-------------------|----|-------|---------|---|-----|
| AM-S7, 3.0L, 6cyl | 21 | 18/26 | \$3,250 | 4 | P S |
|-------------------|----|-------|---------|---|-----|

TT Coupe quattro

| | | | | | |
|-------------------|----|-------|---------|---|---|
| AM-S6, 2.0L, 4cyl | 26 | 23/30 | \$2,100 | 6 | T |
|-------------------|----|-------|---------|---|---|

TTS Coupe

| | | | | | |
|-------------------|----|-------|---------|---|-----|
| AM-S6, 2.0L, 4cyl | 25 | 23/27 | \$2,750 | 5 | P T |
|-------------------|----|-------|---------|---|-----|

BENTLEY

Continental GT Convertible

| | | | | | |
|-------------------|----|-------|---------|---|---------|
| A-S8, 4.0L, 8cyl | 16 | 13/23 | \$4,300 | 2 | P T Tax |
| A-S8, 6.0L, 12cyl | 15 | 12/20 | \$4,550 | 2 | P T Tax |

Continental Supersports Convertible

| | | | | | |
|-------------------|----|-------|---------|---|---------|
| A-S8, 6.0L, 12cyl | 13 | 11/19 | \$5,250 | 1 | P T Tax |
|-------------------|----|-------|---------|---|---------|

BMW

230i Convertible

| | | | | | |
|------------------|----|-------|---------|---|--------|
| A-S8, 2.0L, 4cyl | 27 | 23/34 | \$2,550 | 6 | P T SS |
|------------------|----|-------|---------|---|--------|

230i Coupe

| | | | | | |
|------------------|----|-------|---------|---|--------|
| A-S8, 2.0L, 4cyl | 28 | 24/35 | \$2,450 | 6 | P T SS |
| M-6, 2.0L, 4cyl | 25 | 21/32 | \$2,750 | 5 | P T SS |

230i xDrive Convertible

| | | | | | |
|------------------|----|-------|---------|---|--------|
| A-S8, 2.0L, 4cyl | 26 | 23/33 | \$2,650 | 6 | P T SS |
|------------------|----|-------|---------|---|--------|

| Manufacturer Model Configuration (trans, eng size, cyl) | MPG | | Annual Fuel Cost | GHG Rating | Notes |
|--|------|----------|------------------|------------|-------|
| | Comb | City/Hwy | | | |

230i xDrive Coupe

| | | | | | |
|------------------|----|-------|---------|---|--------|
| A-S8, 2.0L, 4cyl | 27 | 24/33 | \$2,550 | 6 | P T SS |
|------------------|----|-------|---------|---|--------|

430i Convertible

| | | | | | |
|------------------|----|-------|---------|---|--------|
| A-S8, 2.0L, 4cyl | 27 | 23/34 | \$2,550 | 6 | P T SS |
|------------------|----|-------|---------|---|--------|

430i xDrive Convertible

| | | | | | |
|------------------|----|-------|---------|---|--------|
| A-S8, 2.0L, 4cyl | 26 | 22/32 | \$2,650 | 6 | P T SS |
|------------------|----|-------|---------|---|--------|

440i Convertible

| | | | | | |
|------------------|----|-------|---------|---|--------|
| A-S8, 3.0L, 6cyl | 24 | 21/29 | \$2,850 | 5 | P T SS |
|------------------|----|-------|---------|---|--------|

440i xDrive Convertible

| | | | | | |
|------------------|----|-------|---------|---|--------|
| A-S8, 3.0L, 6cyl | 24 | 20/30 | \$2,850 | 5 | P T SS |
|------------------|----|-------|---------|---|--------|

640i Convertible

| | | | | | |
|------------------|----|-------|---------|---|--------|
| A-S8, 3.0L, 6cyl | 23 | 20/29 | \$3,000 | 5 | P T SS |
|------------------|----|-------|---------|---|--------|

640i Coupe

| | | | | | |
|------------------|----|-------|---------|---|--------|
| A-S8, 3.0L, 6cyl | 24 | 21/30 | \$2,850 | 5 | P T SS |
|------------------|----|-------|---------|---|--------|

640i xDrive Convertible

| | | | | | |
|------------------|----|-------|---------|---|--------|
| A-S8, 3.0L, 6cyl | 22 | 19/28 | \$3,100 | 5 | P T SS |
|------------------|----|-------|---------|---|--------|

640i xDrive Coupe

| | | | | | |
|------------------|----|-------|---------|---|--------|
| A-S8, 3.0L, 6cyl | 22 | 19/28 | \$3,100 | 5 | P T SS |
|------------------|----|-------|---------|---|--------|

650i Convertible

| | | | | | |
|------------------|----|-------|---------|---|--------|
| A-S8, 4.4L, 8cyl | 19 | 17/24 | \$3,600 | 4 | P T SS |
|------------------|----|-------|---------|---|--------|

650i Coupe

| | | | | | |
|------------------|----|-------|---------|---|--------|
| A-S8, 4.4L, 8cyl | 19 | 17/24 | \$3,600 | 4 | P T SS |
|------------------|----|-------|---------|---|--------|

650i xDrive Convertible

| | | | | | |
|------------------|----|-------|---------|---|--------|
| A-S8, 4.4L, 8cyl | 18 | 15/24 | \$3,800 | 3 | P T SS |
|------------------|----|-------|---------|---|--------|

650i xDrive Coupe

| | | | | | |
|------------------|----|-------|---------|---|-----|
| A-S8, 4.4L, 8cyl | 19 | 16/24 | \$3,600 | 4 | P T |
|------------------|----|-------|---------|---|-----|

i3 BEV (60 Amp-hour battery)

| | | | | | |
|-----|-----|---------|-------|----|----|
| A-1 | 124 | 137/111 | \$600 | 10 | EV |
|-----|-----|---------|-------|----|----|

i3 BEV (94 Amp-hour battery)

| | | | | | |
|-----|-----|---------|-------|----|----|
| A-1 | 118 | 129/106 | \$650 | 10 | EV |
|-----|-----|---------|-------|----|----|

i3 REX (94 Amp-hour battery)

| | | | | | |
|-----------------|--|-------------|--|--|---------|
| A-1, 0.6L, 2cyl | | See page 38 | | | PHEV SS |
|-----------------|--|-------------|--|--|---------|

i8

| | | | | | |
|-----------------|--|-------------|--|--|-----------|
| A-6, 1.5L, 3cyl | | See page 38 | | | T PHEV SS |
|-----------------|--|-------------|--|--|-----------|

M2

| | | | | | |
|-------------------|----|-------|---------|---|--------|
| AM-S7, 3.0L, 6cyl | 22 | 20/26 | \$3,100 | 5 | P T SS |
| M-6, 3.0L, 6cyl | 21 | 18/26 | \$3,250 | 4 | P T SS |

M240i Convertible

| | | | | | |
|------------------|----|-------|---------|---|--------|
| A-S8, 3.0L, 6cyl | 25 | 21/32 | \$2,750 | 5 | P T SS |
| M-6, 3.0L, 6cyl | 23 | 19/29 | \$3,000 | 5 | P T SS |

M240i Coupe

| | | | | | |
|------------------|----|-------|---------|---|--------|
| A-S8, 3.0L, 6cyl | 25 | 21/32 | \$2,750 | 5 | P T SS |
| M-6, 3.0L, 6cyl | 22 | 19/28 | \$3,100 | 5 | P T SS |

M240i xDrive Convertible

| | | | | | |
|------------------|----|-------|---------|---|--------|
| A-S8, 3.0L, 6cyl | 25 | 21/31 | \$2,750 | 5 | P T SS |
|------------------|----|-------|---------|---|--------|

M240i xDrive Coupe

| | | | | | |
|------------------|----|-------|---------|---|--------|
| A-S8, 3.0L, 6cyl | 25 | 21/31 | \$2,750 | 5 | P T SS |
|------------------|----|-------|---------|---|--------|

M4 Convertible

| | | | | | |
|-------------------|----|-------|---------|---|--------|
| AM-S7, 3.0L, 6cyl | 19 | 17/24 | \$3,600 | 4 | P T SS |
| M-6, 3.0L, 6cyl | 20 | 17/26 | \$3,450 | 4 | P T SS |

| Manufacturer Model Configuration (trans, eng size, cyl) | MPG | | Annual Fuel Cost | GHG Rating | Notes |
|--|------|----------|------------------|------------|------------|
| | Comb | City/Hwy | | | |
| M6 Convertible | | | | | |
| AM-S7, 4.4L, 8cyl | 16 | 14/20 | \$4,300 | 2 | P T Tax SS |
| M-6, 4.4L, 8cyl | 17 | 15/22 | \$4,050 | 3 | P T Tax SS |
| M6 Coupe | | | | | |
| AM-S7, 4.4L, 8cyl | 16 | 14/20 | \$4,300 | 2 | P T Tax SS |
| M-6, 4.4L, 8cyl | 17 | 15/22 | \$4,050 | 3 | P T Tax SS |
| BUICK | | | | | |
| Cascade | | | | | |
| A-S6, 1.6L, 4cyl | 23 | 20/27 | \$3,000 | 5 | P T |
| CHEVROLET | | | | | |
| Camaro | | | | | |
| A-S8, 2.0L, 4cyl | 25 | 22/31 | \$2,750 | 5 | P T |
| M-6, 2.0L, 4cyl | 23 | 20/30 | \$3,000 | 5 | P T |
| A-S8, 3.6L, 6cyl | 22 | 19/28 | \$2,500 | 5 | SS |
| M-6, 3.6L, 6cyl | 20 | 16/28 | \$2,750 | 4 | |
| A-S10, 6.2L, 8cyl | 15 | 12/20 | \$4,550 | 2 | P S Tax |
| A-S8, 6.2L, 8cyl | 20 | 17/27 | \$3,450 | 4 | P |
| M-6, 6.2L, 8cyl | 19 | 16/25 | \$3,600 | 4 | P |
| M-6, 6.2L, 8cyl | 16 | 14/20 | \$4,300 | 2 | P S Tax |
| Spark | | | | | |
| AV, 1.4L, 4cyl | 33 | 30/38 | \$1,650 | 8 | |
| M-5, 1.4L, 4cyl | 33 | 29/38 | \$1,650 | 8 | |
| Spark ACTIV | | | | | |
| AV, 1.4L, 4cyl | 33 | 30/37 | \$1,650 | 8 | |
| M-5, 1.4L, 4cyl | 32 | 29/37 | \$1,700 | 7 | |
| FORD | | | | | |
| Fiesta FWD | | | | | |
| AM-S6, 1.6L, 4cyl | 31 | 27/37 | \$1,750 | 7 | |
| M-5, 1.6L, 4cyl | 30 | 27/35 | \$1,800 | 7 | |
| Fiesta SFE FWD | | | | | |
| ► M-5, 1.0L, 3cyl | 35 | 31/41 | \$1,550 | 8 | T |
| Mustang | | | | | |
| A-S6, 2.3L, 4cyl | 24 | 21/30 | \$2,300 | 5 | T |
| M-6, 2.3L, 4cyl | 24 | 21/30 | \$2,300 | 5 | T |
| A-S6, 3.7L, 6cyl | 21 | 18/27 | \$2,600 | 4 | |
| M-6, 3.7L, 6cyl | 21 | 18/27 | \$2,600 | 4 | |
| A-S6, 5.0L, 8cyl | 18 | 15/24 | \$3,050 | 3 | |
| M-6, 5.0L, 8cyl | 18 | 15/25 | \$3,050 | 3 | |
| Mustang Convertible | | | | | |
| A-S6, 2.3L, 4cyl | 23 | 20/28 | \$2,400 | 5 | T |
| M-6, 2.3L, 4cyl | 23 | 21/27 | \$2,400 | 5 | T |
| A-S6, 5.0L, 8cyl | 18 | 15/23 | \$3,050 | 3 | |
| M-6, 5.0L, 8cyl | 17 | 14/23 | \$3,200 | 3 | |
| Mustang Performance Package | | | | | |
| A-S6, 2.3L, 4cyl | 23 | 20/28 | \$2,400 | 5 | T |
| M-6, 2.3L, 4cyl | 24 | 21/28 | \$2,300 | 5 | T |
| M-6, 5.0L, 8cyl | 17 | 14/23 | \$3,200 | 3 | |
| Shelby GT350 Mustang | | | | | |
| M-6, 5.2L, 8cyl | 16 | 14/21 | \$4,300 | 2 | P Tax |

| Manufacturer Model Configuration (trans, eng size, cyl) | MPG | | Annual Fuel Cost | GHG Rating | Notes |
|--|------|----------|------------------|------------|------------|
| | Comb | City/Hwy | | | |
| INFINITI | | | | | |
| Q60 | | | | | |
| A-S7, 2.0L, 4cyl | 25 | 22/30 | \$2,750 | 5 | P T SS |
| A-S7, 3.0L, 6cyl | 22 | 19/28 | \$3,100 | 5 | P T |
| Q60 AWD | | | | | |
| A-S7, 2.0L, 4cyl | 24 | 21/28 | \$2,850 | 5 | P T SS |
| A-S7, 3.0L, 6cyl | 22 | 19/27 | \$3,100 | 5 | P T |
| Q60S Red Sport | | | | | |
| A-S7, 3.0L, 6cyl | 22 | 20/27 | \$3,100 | 5 | P T |
| Q60S Red Sport AWD | | | | | |
| A-S7, 3.0L, 6cyl | 21 | 19/26 | \$3,250 | 4 | P T |
| LEXUS | | | | | |
| RC 200t | | | | | |
| A-S8, 2.0L, 4cyl | 26 | 22/32 | \$2,650 | 6 | P T |
| RC 300 AWD | | | | | |
| A-S6, 3.5L, 6cyl | 21 | 19/26 | \$3,250 | 4 | P |
| RC 350 | | | | | |
| A-S8, 3.5L, 6cyl | 22 | 19/28 | \$3,100 | 5 | P |
| RC 350 AWD | | | | | |
| A-S6, 3.5L, 6cyl | 21 | 19/26 | \$3,250 | 4 | P |
| RC F | | | | | |
| A-S8, 5.0L, 8cyl | 19 | 16/25 | \$3,600 | 4 | P |
| MASERATI | | | | | |
| GranTurismo | | | | | |
| A-6, 4.7L, 8cyl | 16 | 13/21 | \$4,300 | 2 | P Tax |
| GranTurismo Convertible | | | | | |
| A-6, 4.7L, 8cyl | 15 | 13/20 | \$4,550 | 2 | P Tax |
| MERCEDES-BENZ | | | | | |
| AMG C43 4matic Convertible | | | | | |
| A-9, 3.0L, 6cyl | 22 | 19/26 | \$3,100 | 5 | P T SS |
| AMG C43 4matic Coupe | | | | | |
| A-9, 3.0L, 6cyl | 23 | 20/28 | \$3,000 | 5 | P T SS |
| AMG C63 Convertible | | | | | |
| A-7, 4.0L, 8cyl | 19 | 17/22 | \$3,600 | 4 | P T SS |
| AMG C63 Coupe | | | | | |
| A-7, 4.0L, 8cyl | 19 | 17/23 | \$3,600 | 4 | P T SS |
| AMG C63 S Convertible | | | | | |
| A-7, 4.0L, 8cyl | 19 | 17/22 | \$3,600 | 4 | P T SS |
| AMG C63 S Coupe | | | | | |
| A-7, 4.0L, 8cyl | 19 | 17/23 | \$3,600 | 4 | P T SS |
| AMG S63 4matic Convertible | | | | | |
| A-7, 5.5L, 8cyl | 17 | 14/22 | \$4,050 | 3 | P T Tax SS |
| C300 4matic Convertible | | | | | |
| A-9, 2.0L, 4cyl | 25 | 22/29 | \$2,750 | 5 | P T SS |
| C300 4matic Coupe | | | | | |
| A-7, 2.0L, 4cyl | 25 | 23/29 | \$2,750 | 5 | P T SS |

| Manufacturer Model Configuration (trans, eng size, cyl) | MPG | | Annual Fuel Cost | GHG Rating | Notes |
|--|------|----------|------------------|------------|------------|
| | Comb | City/Hwy | | | |
| C300 Convertible | | | | | |
| A-9, 2.0L, 4cyl | 26 | 23/31 | \$2,650 | 6 | P T SS |
| C300 Coupe | | | | | |
| A-7, 2.0L, 4cyl | 26 | 23/30 | \$2,650 | 6 | P T SS |
| E400 4matic Coupe | | | | | |
| A-7, 3.0L, 6cyl | 23 | 20/28 | \$3,000 | 5 | P T SS |
| E400 Convertible | | | | | |
| A-7, 3.0L, 6cyl | 23 | 20/29 | \$3,000 | 5 | P T SS |
| E400 Coupe | | | | | |
| A-7, 3.0L, 6cyl | 23 | 20/29 | \$3,000 | 5 | P T SS |
| E550 Convertible | | | | | |
| A-7, 4.7L, 8cyl | 20 | 17/25 | \$3,450 | 4 | P T SS |
| E550 Coupe | | | | | |
| A-7, 4.7L, 8cyl | 21 | 18/26 | \$3,250 | 4 | P T SS |
| Maybach S650 Convertible | | | | | |
| A-7, 6.0L, 12cyl | 16 | 13/21 | \$4,300 | 2 | P T Tax SS |
| S550 Convertible | | | | | |
| A-9, 4.7L, 8cyl | 20 | 17/25 | \$3,450 | 4 | P T SS |
| S65 AMG Convertible | | | | | |
| A-7, 6.0L, 12cyl | 16 | 14/21 | \$4,300 | 2 | P T Tax SS |

MINI

Cooper Hardtop 2 door

| | | | | | |
|------------------|----|-------|---------|---|-----|
| A-S6, 1.5L, 3cyl | 30 | 27/36 | \$2,300 | 7 | P T |
| M-6, 1.5L, 3cyl | 32 | 28/38 | \$2,150 | 7 | P T |

Cooper Hardtop 4 door

| | | | | | |
|------------------|----|-------|---------|---|-----|
| A-S6, 1.5L, 3cyl | 30 | 27/36 | \$2,300 | 7 | P T |
| M-6, 1.5L, 3cyl | 32 | 28/37 | \$2,150 | 7 | P T |

Cooper S Hardtop 2 door

| | | | | | |
|------------------|----|-------|---------|---|-----|
| A-S6, 2.0L, 4cyl | 28 | 25/32 | \$2,450 | 6 | P T |
| M-6, 2.0L, 4cyl | 26 | 23/32 | \$2,650 | 6 | P T |

Cooper S Hardtop 4 door

| | | | | | |
|------------------|----|-------|---------|---|-----|
| A-S6, 2.0L, 4cyl | 28 | 25/32 | \$2,450 | 6 | P T |
| M-6, 2.0L, 4cyl | 26 | 23/32 | \$2,650 | 6 | P T |

John Cooper Works Hardtop

| | | | | | |
|------------------|----|-------|---------|---|-----|
| A-S6, 2.0L, 4cyl | 28 | 25/32 | \$2,450 | 6 | P T |
| M-6, 2.0L, 4cyl | 26 | 23/32 | \$2,650 | 6 | P T |

MITSUBISHI

i-MiEV

| | | | | | |
|-----|-----|---------|-------|----|----|
| A-1 | 112 | 121/102 | \$700 | 10 | EV |
|-----|-----|---------|-------|----|----|

NISSAN

GT-R

| | | | | | |
|------------------|----|-------|---------|---|-----|
| AM-6, 3.8L, 6cyl | 18 | 16/22 | \$3,800 | 3 | P T |
|------------------|----|-------|---------|---|-----|

ROUSH PERFORMANCE

Stage 3 Mustang

| | | | | | |
|------------------|----|-------|---------|---|---------|
| A-S6, 5.0L, 8cyl | 17 | 14/22 | \$4,050 | 3 | P S Tax |
| M-6, 5.0L, 8cyl | 16 | 13/23 | \$4,300 | 2 | P S Tax |

| Manufacturer Model Configuration (trans, eng size, cyl) | MPG | | Annual Fuel Cost | GHG Rating | Notes |
|--|------|----------|------------------|------------|-------|
| | Comb | City/Hwy | | | |

TOYOTA

Mirai

| | | | | | |
|----|----|-------|----|----|-------|
| AV | 67 | 67/67 | NA | 10 | H FCV |
|----|----|-------|----|----|-------|

Yaris iA

| | | | | | |
|--------------------|----|-------|---------|---|--|
| ▶ A-S6, 1.5L, 4cyl | 35 | 32/40 | \$1,550 | 8 | |
| M-6, 1.5L, 4cyl | 34 | 30/39 | \$1,600 | 8 | |

VOLKSWAGEN

Beetle Convertible

| | | | | | |
|------------------|----|-------|---------|---|---|
| A-S6, 1.8L, 4cyl | 28 | 24/33 | \$1,950 | 6 | T |
|------------------|----|-------|---------|---|---|

Beetle Dune Convertible

| | | | | | |
|------------------|----|-------|---------|---|---|
| A-S6, 1.8L, 4cyl | 27 | 24/31 | \$2,050 | 6 | T |
|------------------|----|-------|---------|---|---|

COMPACT CARS

ACURA

ILX

| | | | | | |
|-------------------|----|-------|---------|---|---|
| AM-S8, 2.4L, 4cyl | 29 | 25/35 | \$2,350 | 7 | P |
|-------------------|----|-------|---------|---|---|

TLX AWD

| | | | | | |
|------------------|----|-------|---------|---|------|
| A-S9, 3.5L, 6cyl | 25 | 21/31 | \$2,750 | 5 | P SS |
|------------------|----|-------|---------|---|------|

TLX FWD

| | | | | | |
|-------------------|----|-------|---------|---|---|
| AM-S8, 2.4L, 4cyl | 28 | 24/35 | \$2,450 | 6 | P |
| A-S9, 3.5L, 6cyl | 25 | 21/34 | \$2,750 | 5 | P |

AUDI

A3 e-tron

| | | | | | |
|-------------------|-------------|--|--|--|-----------|
| AM-S6, 1.4L, 4cyl | See page 38 | | | | T PHEV SS |
|-------------------|-------------|--|--|--|-----------|

A4

| | | | | | |
|-------------------|----|-------|---------|---|-----|
| AM-S7, 2.0L, 4cyl | 28 | 25/33 | \$2,450 | 6 | P T |
|-------------------|----|-------|---------|---|-----|

A4 quattro

| | | | | | |
|-------------------|----|-------|---------|---|-----|
| AM-S7, 2.0L, 4cyl | 27 | 24/31 | \$2,550 | 6 | P T |
| M-6, 2.0L, 4cyl | 27 | 24/33 | \$2,550 | 6 | P T |

A4 Ultra

| | | | | | |
|-------------------|----|-------|---------|---|-----|
| AM-S7, 2.0L, 4cyl | 31 | 27/37 | \$2,200 | 7 | P T |
|-------------------|----|-------|---------|---|-----|

Q3

| | | | | | |
|------------------|----|-------|---------|---|-----|
| A-S6, 2.0L, 4cyl | 23 | 20/28 | \$3,000 | 5 | P T |
|------------------|----|-------|---------|---|-----|

Q3 quattro

| | | | | | |
|------------------|----|-------|---------|---|-----|
| A-S6, 2.0L, 4cyl | 23 | 20/28 | \$3,000 | 5 | P T |
|------------------|----|-------|---------|---|-----|

BENTLEY

Continental GT

| | | | | | |
|-------------------|----|-------|---------|---|---------|
| A-S8, 4.0L, 8cyl | 18 | 15/25 | \$3,800 | 3 | P T |
| A-S8, 6.0L, 12cyl | 15 | 12/21 | \$4,550 | 2 | P T Tax |

Continental Supersports

| | | | | | |
|-------------------|----|-------|---------|---|---------|
| A-S8, 6.0L, 12cyl | 14 | 11/20 | \$4,900 | 1 | P T Tax |
|-------------------|----|-------|---------|---|---------|

BMW

320i

| | | | | | |
|------------------|----|-------|---------|---|--------|
| A-S8, 2.0L, 4cyl | 28 | 23/35 | \$2,450 | 6 | P T SS |
| M-6, 2.0L, 4cyl | 27 | 23/35 | \$2,550 | 6 | P T SS |

320i xDrive

| | | | | | |
|------------------|----|-------|---------|---|--------|
| A-S8, 2.0L, 4cyl | 27 | 23/34 | \$2,550 | 6 | P T SS |
|------------------|----|-------|---------|---|--------|

| Manufacturer Model Configuration (trans, eng size, cyl) | MPG | | Annual Fuel Cost | GHG Rating | Notes |
|--|-------------|----------|------------------|------------|-----------|
| | Comb | City/Hwy | | | |
| 328d | | | | | |
| A-S8, 2.0L, 4cyl | 36 | 31/43 | \$1,650 | 7 | D T |
| 328d xDrive | | | | | |
| A-S8, 2.0L, 4cyl | 34 | 30/40 | \$1,750 | 7 | D T |
| 330e | | | | | |
| A-S8, 2.0L, 4cyl | See page 38 | | | | T PHEV SS |
| 330i | | | | | |
| A-S8, 2.0L, 4cyl | 27 | 23/34 | \$2,550 | 6 | P T SS |
| M-6, 2.0L, 4cyl | 25 | 21/32 | \$2,750 | 5 | P T SS |
| 330i xDrive | | | | | |
| A-S8, 2.0L, 4cyl | 26 | 23/33 | \$2,650 | 6 | P T SS |
| 340i | | | | | |
| A-S8, 3.0L, 6cyl | 25 | 21/32 | \$2,750 | 5 | P T SS |
| M-6, 3.0L, 6cyl | 23 | 19/29 | \$3,000 | 5 | P T SS |
| 340i xDrive | | | | | |
| A-S8, 3.0L, 6cyl | 25 | 21/31 | \$2,750 | 5 | P T SS |
| M-6, 3.0L, 6cyl | 23 | 19/29 | \$3,000 | 5 | P T SS |
| 430i Coupe | | | | | |
| A-S8, 2.0L, 4cyl | 27 | 23/34 | \$2,550 | 6 | P T SS |
| M-6, 2.0L, 4cyl | 25 | 21/33 | \$2,750 | 5 | P T SS |
| 430i Gran Coupe | | | | | |
| A-S8, 2.0L, 4cyl | 27 | 23/34 | \$2,550 | 6 | P T SS |
| 430i xDrive Coupe | | | | | |
| A-S8, 2.0L, 4cyl | 26 | 23/33 | \$2,650 | 6 | P T SS |
| 430i xDrive Gran Coupe | | | | | |
| A-S8, 2.0L, 4cyl | 26 | 23/33 | \$2,650 | 6 | P T SS |
| 440i Coupe | | | | | |
| A-S8, 3.0L, 6cyl | 25 | 21/32 | \$2,750 | 5 | P T SS |
| M-6, 3.0L, 6cyl | 23 | 19/29 | \$3,000 | 5 | P T SS |
| 440i Gran Coupe | | | | | |
| A-S8, 3.0L, 6cyl | 25 | 21/32 | \$2,750 | 5 | P T SS |
| 440i xDrive Coupe | | | | | |
| A-S8, 3.0L, 6cyl | 25 | 21/31 | \$2,750 | 5 | P T SS |
| M-6, 3.0L, 6cyl | 23 | 19/29 | \$3,000 | 5 | P T SS |
| 440i xDrive Gran Coupe | | | | | |
| A-S8, 3.0L, 6cyl | 25 | 21/31 | \$2,750 | 5 | P T SS |
| 640i Gran Coupe | | | | | |
| A-S8, 3.0L, 6cyl | 23 | 20/29 | \$3,000 | 5 | P T SS |
| 640i xDrive Gran Coupe | | | | | |
| A-S8, 3.0L, 6cyl | 22 | 19/28 | \$3,100 | 5 | P T SS |
| 650i Gran Coupe | | | | | |
| A-S8, 4.4L, 8cyl | 19 | 17/24 | \$3,600 | 4 | P T SS |
| 650i xDrive Gran Coupe | | | | | |
| A-S8, 4.4L, 8cyl | 18 | 15/24 | \$3,800 | 3 | P T SS |
| Alpina B6 xDrive Gran Coupe | | | | | |
| A-S8, 4.4L, 8cyl | 18 | 15/24 | \$3,800 | 3 | P T SS |
| M3 | | | | | |
| AM-S7, 3.0L, 6cyl | 19 | 17/24 | \$3,600 | 4 | P T SS |
| M-6, 3.0L, 6cyl | 20 | 17/26 | \$3,450 | 4 | P T SS |

| Manufacturer Model Configuration (trans, eng size, cyl) | MPG | | Annual Fuel Cost | GHG Rating | Notes |
|--|------|----------|------------------|------------|------------|
| | Comb | City/Hwy | | | |
| M4 Coupe | | | | | |
| AM-S7, 3.0L, 6cyl | 19 | 17/24 | \$3,600 | 4 | P T SS |
| M-6, 3.0L, 6cyl | 20 | 17/26 | \$3,450 | 4 | P T SS |
| M6 Gran Coupe | | | | | |
| AM-S7, 4.4L, 8cyl | 16 | 14/20 | \$4,300 | 2 | P T Tax SS |
| M-6, 4.4L, 8cyl | 17 | 15/22 | \$4,050 | 3 | P T Tax SS |

BUICK

Verano

| | | | | | |
|------------------|----|-------|---------|---|--|
| A-S6, 2.4L, 4cyl | 24 | 21/31 | \$2,300 | 5 | |
|------------------|----|-------|---------|---|--|

CADILLAC

ATS

| | | | | | |
|------------------|----|-------|---------|---|-----|
| A-S8, 2.0L, 4cyl | 25 | 22/31 | \$2,750 | 5 | P T |
| M-6, 2.0L, 4cyl | 23 | 20/29 | \$3,000 | 5 | P T |
| A-S8, 2.5L, 4cyl | 26 | 22/32 | \$2,100 | 6 | SS |
| A-S8, 3.6L, 6cyl | 24 | 20/30 | \$2,300 | 5 | SS |

ATS AWD

| | | | | | |
|------------------|----|-------|---------|---|-----|
| A-S8, 2.0L, 4cyl | 25 | 22/30 | \$2,750 | 5 | P T |
| A-S8, 3.6L, 6cyl | 22 | 19/27 | \$2,500 | 5 | SS |

ATS-V

| | | | | | |
|------------------|----|-------|---------|---|-----|
| A-S8, 3.6L, 6cyl | 20 | 17/25 | \$3,450 | 4 | P T |
| M-6, 3.6L, 6cyl | 19 | 16/23 | \$3,600 | 4 | P T |

CHEVROLET

Cruze

| | | | | | |
|------------------|----|-------|---------|---|------|
| A-S6, 1.4L, 4cyl | 34 | 30/40 | \$1,600 | 8 | T SS |
| M-6, 1.4L, 4cyl | 32 | 28/39 | \$1,700 | 7 | T |
| A-9, 1.6L, 4cyl | 37 | 31/47 | \$1,600 | 7 | D T |
| M-6, 1.6L, 4cyl | 37 | 30/52 | \$1,600 | 8 | D T |

Cruze Premier

| | | | | | |
|------------------|----|-------|---------|---|------|
| A-S6, 1.4L, 4cyl | 33 | 29/39 | \$1,650 | 8 | T SS |
|------------------|----|-------|---------|---|------|

Sonic

| | | | | | |
|------------------|----|-------|---------|---|---|
| A-S6, 1.4L, 4cyl | 30 | 27/36 | \$1,800 | 7 | T |
| M-6, 1.4L, 4cyl | 32 | 28/38 | \$1,700 | 7 | T |
| A-S6, 1.8L, 4cyl | 28 | 24/34 | \$1,950 | 6 | |
| M-5, 1.8L, 4cyl | 28 | 25/33 | \$1,950 | 6 | |

Volt

| | | | | | |
|----------------|-------------|--|--|--|---------|
| AV, 1.5L, 4cyl | See page 38 | | | | PHEV SS |
|----------------|-------------|--|--|--|---------|

FORD

Fiesta ST FWD

| | | | | | |
|-----------------|----|-------|---------|---|---|
| M-6, 1.6L, 4cyl | 29 | 26/33 | \$1,900 | 7 | T |
|-----------------|----|-------|---------|---|---|

Focus Electric

| | | | | | |
|-----|-----|--------|-------|----|----|
| A-1 | 107 | 118/96 | \$700 | 10 | EV |
|-----|-----|--------|-------|----|----|

Focus FWD

| | | | | | |
|-------------------|----|-------|---------|---|------|
| A-S6, 1.0L, 3cyl | 31 | 27/38 | \$1,750 | 7 | T SS |
| M-6, 1.0L, 3cyl | 34 | 30/40 | \$1,600 | 8 | T |
| AM-6, 2.0L, 4cyl | 31 | 26/38 | \$1,750 | 7 | |
| AM-S6, 2.0L, 4cyl | 29 | 26/36 | \$1,900 | 7 | |
| M-5, 2.0L, 4cyl | 28 | 25/34 | \$1,950 | 6 | |

| Manufacturer Model Configuration (trans, eng size, cyl) | MPG | | Annual Fuel Cost | GHG Rating | Notes |
|--|------|----------|------------------|------------|-------|
| | Comb | City/Hwy | | | |
| Focus FWD FFV | | | | | |
| AM-6, 2.0L, 4cyl | 31 | 26/38 | \$1,750 | 7 | Gas |
| | 23 | 20/28 | \$1,650 | 7 | E85 |
| AM-S6, 2.0L, 4cyl | 29 | 26/36 | \$1,900 | 7 | Gas |
| | 22 | 19/26 | \$1,750 | 7 | E85 |
| M-5, 2.0L, 4cyl | 28 | 25/34 | \$1,950 | 6 | Gas |
| | 21 | 18/25 | \$1,800 | 7 | E85 |

HONDA

Civic 2Dr

| | | | | | |
|-----------------|----|-------|---------|---|---|
| AV, 1.5L, 4cyl | 35 | 31/40 | \$1,550 | 8 | T |
| M-6, 1.5L, 4cyl | 35 | 30/41 | \$1,550 | 8 | T |
| AV, 2.0L, 4cyl | 34 | 30/39 | \$1,600 | 8 | |
| M-6, 2.0L, 4cyl | 32 | 28/39 | \$1,700 | 7 | |

Civic Si 2Dr

| | | | | | |
|-----------------|----|-------|---------|---|-----|
| M-6, 1.5L, 4cyl | 32 | 28/38 | \$2,150 | 7 | P T |
|-----------------|----|-------|---------|---|-----|

HYUNDAI

Accent

| | | | | | |
|------------------|----|-------|---------|---|--|
| A-S6, 1.6L, 4cyl | 30 | 26/36 | \$1,800 | 7 | |
| M-6, 1.6L, 4cyl | 31 | 27/37 | \$1,750 | 7 | |

Veloster

| | | | | | |
|------------------|----|-------|---------|---|---|
| AM-6, 1.6L, 4cyl | 31 | 28/35 | \$1,750 | 7 | |
| AM-7, 1.6L, 4cyl | 29 | 26/32 | \$1,900 | 7 | T |
| M-6, 1.6L, 4cyl | 30 | 27/34 | \$1,800 | 7 | |
| M-6, 1.6L, 4cyl | 28 | 25/33 | \$1,950 | 6 | T |

INFINITI

Q50 Hybrid

| | | | | | |
|------------------|----|-------|---------|---|----------|
| A-S7, 3.5L, 6cyl | 29 | 27/32 | \$2,350 | 7 | P HEV SS |
|------------------|----|-------|---------|---|----------|

Q50 Hybrid AWD

| | | | | | |
|------------------|----|-------|---------|---|----------|
| A-S7, 3.5L, 6cyl | 28 | 26/30 | \$2,450 | 6 | P HEV SS |
|------------------|----|-------|---------|---|----------|

QX30

| | | | | | |
|------------------|----|-------|---------|---|--------|
| AM-7, 2.0L, 4cyl | 27 | 24/33 | \$2,550 | 6 | P T SS |
|------------------|----|-------|---------|---|--------|

QX30 AWD

| | | | | | |
|------------------|----|-------|---------|---|--------|
| AM-7, 2.0L, 4cyl | 25 | 21/30 | \$2,750 | 5 | P T SS |
|------------------|----|-------|---------|---|--------|

JAGUAR

XE

| | | | | | |
|------------------|----|-------|---------|---|--------|
| A-S8, 2.0L, 4cyl | 36 | 32/42 | \$1,650 | 7 | D T SS |
| A-S8, 2.0L, 4cyl | 24 | 21/30 | \$2,850 | 5 | P T SS |
| A-S8, 3.0L, 6cyl | 24 | 21/30 | \$2,850 | 5 | P S SS |

XE AWD

| | | | | | |
|------------------|----|-------|---------|---|--------|
| A-S8, 2.0L, 4cyl | 34 | 30/40 | \$1,750 | 7 | D T SS |
| A-S8, 3.0L, 6cyl | 23 | 20/29 | \$3,000 | 5 | P S SS |

KIA

Forte Koup

| | | | | | |
|------------------|----|-------|---------|---|---|
| AM-7, 1.6L, 4cyl | 27 | 25/32 | \$2,050 | 6 | T |
| M-6, 1.6L, 4cyl | 26 | 23/30 | \$2,100 | 6 | T |
| A-S6, 2.0L, 4cyl | 28 | 25/33 | \$1,950 | 6 | |

| Manufacturer Model Configuration (trans, eng size, cyl) | MPG | | Annual Fuel Cost | GHG Rating | Notes |
|--|------|----------|------------------|------------|-------|
| | Comb | City/Hwy | | | |
| Rio | | | | | |
| A-S6, 1.6L, 4cyl | 30 | 27/36 | \$1,800 | 7 | |
| M-6, 1.6L, 4cyl | 31 | 27/36 | \$1,750 | 7 | |
| Rio Eco | | | | | |
| A-S6, 1.6L, 4cyl | 31 | 27/36 | \$1,750 | 7 | SS |

LEXUS

CT 200h

| | | | | | |
|----------------|----|-------|---------|---|--------|
| AV, 1.8L, 4cyl | 42 | 43/40 | \$1,300 | 9 | HEV SS |
|----------------|----|-------|---------|---|--------|

GS F

| | | | | | |
|------------------|----|-------|---------|---|---|
| A-S8, 5.0L, 8cyl | 19 | 16/24 | \$3,600 | 4 | P |
|------------------|----|-------|---------|---|---|

IS 200t

| | | | | | |
|------------------|----|-------|---------|---|-----|
| A-S8, 2.0L, 4cyl | 26 | 22/32 | \$2,650 | 6 | P T |
|------------------|----|-------|---------|---|-----|

IS 300 AWD

| | | | | | |
|------------------|----|-------|---------|---|---|
| A-S6, 3.5L, 6cyl | 21 | 19/26 | \$3,250 | 4 | P |
|------------------|----|-------|---------|---|---|

IS 350

| | | | | | |
|------------------|----|-------|---------|---|---|
| A-S8, 3.5L, 6cyl | 22 | 19/28 | \$3,100 | 5 | P |
|------------------|----|-------|---------|---|---|

IS 350 AWD

| | | | | | |
|------------------|----|-------|---------|---|---|
| A-S6, 3.5L, 6cyl | 21 | 19/26 | \$3,250 | 4 | P |
|------------------|----|-------|---------|---|---|

MAZDA

2

| | | | | | |
|------------------|----|-------|---------|---|--|
| A-S6, 1.5L, 4cyl | 35 | 32/40 | \$1,550 | 8 | |
| M-6, 1.5L, 4cyl | 34 | 30/39 | \$1,600 | 8 | |

3 4-Door

| | | | | | |
|------------------|----|-------|---------|---|---------|
| A-S6, 2.0L, 4cyl | 32 | 28/37 | \$1,700 | 7 | |
| M-6, 2.0L, 4cyl | 31 | 27/37 | \$1,750 | 7 | |
| A-S6, 2.5L, 4cyl | 31 | 28/37 | \$1,750 | 7 | i-ELOOP |
| A-S6, 2.5L, 4cyl | 30 | 27/36 | \$1,800 | 7 | |
| M-6, 2.5L, 4cyl | 29 | 25/34 | \$1,900 | 7 | |

CX-3 2WD

| | | | | | |
|------------------|----|-------|---------|---|--|
| A-S6, 2.0L, 4cyl | 31 | 29/34 | \$1,750 | 7 | |
|------------------|----|-------|---------|---|--|

CX-3 4WD

| | | | | | |
|------------------|----|-------|---------|---|--|
| A-S6, 2.0L, 4cyl | 29 | 27/32 | \$1,900 | 7 | |
|------------------|----|-------|---------|---|--|

MERCEDES-BENZ

AMG C43 4matic

| | | | | | |
|-----------------|----|-------|---------|---|--------|
| A-9, 3.0L, 6cyl | 23 | 20/28 | \$3,000 | 5 | P T SS |
|-----------------|----|-------|---------|---|--------|

AMG C63

| | | | | | |
|-----------------|----|-------|---------|---|--------|
| A-7, 4.0L, 8cyl | 21 | 18/25 | \$3,250 | 4 | P T SS |
|-----------------|----|-------|---------|---|--------|

AMG C63 S

| | | | | | |
|-----------------|----|-------|---------|---|--------|
| A-7, 4.0L, 8cyl | 20 | 18/24 | \$3,450 | 4 | P T SS |
|-----------------|----|-------|---------|---|--------|

AMG CLA45 4matic

| | | | | | |
|------------------|----|-------|---------|---|--------|
| AM-7, 2.0L, 4cyl | 26 | 23/30 | \$2,650 | 6 | P T SS |
|------------------|----|-------|---------|---|--------|

AMG CLS63 S 4matic

| | | | | | |
|-----------------|----|-------|---------|---|--------|
| A-7, 5.5L, 8cyl | 18 | 16/22 | \$3,800 | 3 | P T SS |
|-----------------|----|-------|---------|---|--------|

AMG S63 4matic Coupe

| | | | | | |
|-----------------|----|-------|---------|---|--------|
| A-7, 5.5L, 8cyl | 18 | 15/23 | \$3,800 | 3 | P T SS |
|-----------------|----|-------|---------|---|--------|

C300

| | | | | | |
|-----------------|----|-------|---------|---|--------|
| A-7, 2.0L, 4cyl | 28 | 24/34 | \$2,450 | 6 | P T SS |
|-----------------|----|-------|---------|---|--------|

C300 4matic

| | | | | | |
|-----------------|----|-------|---------|---|--------|
| A-7, 2.0L, 4cyl | 27 | 24/31 | \$2,550 | 6 | P T SS |
|-----------------|----|-------|---------|---|--------|

| Manufacturer Model Configuration (trans, eng size, cyl) | MPG | | Annual Fuel Cost | GHG Rating | Notes |
|--|-------------|----------|------------------|------------|------------|
| | Comb | City/Hwy | | | |
| C350e | | | | | |
| A-7, 2.0L, 4cyl | See page 38 | | | T PHEV SS | |
| CLA250 | | | | | |
| AM-7, 2.0L, 4cyl | 29 | 24/36 | \$2,350 | 7 | P T SS |
| CLA250 4matic | | | | | |
| AM-7, 2.0L, 4cyl | 27 | 23/32 | \$2,550 | 6 | P T SS |
| AM-7, 2.0L, 4cyl | 27 | 23/32 | \$2,550 | 6 | Gas |
| | 19 | 17/23 | \$2,000 | 6 | E85 |
| CLS550 | | | | | |
| A-9, 4.7L, 8cyl | 21 | 18/26 | \$3,250 | 4 | P T SS |
| CLS550 4matic | | | | | |
| A-9, 4.7L, 8cyl | 20 | 17/25 | \$3,450 | 4 | P T SS |
| S550 4matic Coupe | | | | | |
| A-9, 4.7L, 8cyl | 20 | 17/25 | \$3,450 | 4 | P T SS |
| S65 AMG Coupe | | | | | |
| A-7, 6.0L, 12cyl | 16 | 13/21 | \$4,300 | 2 | P T Tax SS |
| MITSUBISHI | | | | | |
| Lancer | | | | | |
| AV-S6, 2.0L, 4cyl | 30 | 27/34 | \$1,800 | 7 | |
| M-5, 2.0L, 4cyl | 28 | 24/33 | \$1,950 | 6 | |
| Lancer 4WD | | | | | |
| AV-S6, 2.4L, 4cyl | 26 | 23/30 | \$2,100 | 6 | |
| Mirage | | | | | |
| AV, 1.2L, 3cyl | 39 | 37/43 | \$1,400 | 9 | |
| M-5, 1.2L, 3cyl | 36 | 33/41 | \$1,500 | 8 | |
| Mirage G4 | | | | | |
| AV, 1.2L, 3cyl | 37 | 35/42 | \$1,500 | 8 | |
| M-5, 1.2L, 3cyl | 35 | 33/40 | \$1,550 | 8 | |
| NISSAN | | | | | |
| Versa | | | | | |
| A-4, 1.6L, 4cyl | 29 | 26/35 | \$1,900 | 7 | |
| AV, 1.6L, 4cyl | 34 | 31/39 | \$1,600 | 8 | |
| M-5, 1.6L, 4cyl | 30 | 27/36 | \$1,800 | 7 | |
| ROLLS-ROYCE | | | | | |
| Dawn | | | | | |
| A-S8, 6.6L, 12cyl | 14 | 12/19 | \$4,900 | 1 | P T Tax |
| Phantom Coupe | | | | | |
| A-S8, 6.7L, 12cyl | 14 | 11/19 | \$4,900 | 1 | P Tax |
| Phantom Drophead Coupe | | | | | |
| A-S8, 6.7L, 12cyl | 14 | 11/19 | \$4,900 | 1 | P Tax |
| SUBARU | | | | | |
| WRX | | | | | |
| AV-S8, 2.0L, 4cyl | 21 | 18/24 | \$3,250 | 4 | P T |
| M-6, 2.0L, 4cyl | 23 | 20/27 | \$3,000 | 5 | P T |
| M-6, 2.5L, 4cyl | 19 | 17/23 | \$3,600 | 4 | P T |

| Manufacturer Model Configuration (trans, eng size, cyl) | MPG | | Annual Fuel Cost | GHG Rating | Notes |
|--|------|----------|------------------|------------|----------|
| | Comb | City/Hwy | | | |
| TOYOTA | | | | | |
| Prius c | | | | | |
| ▶ AV, 1.5L, 4cyl | 46 | 48/43 | \$1,200 | 10 | HEV SS |
| Yaris | | | | | |
| A-4, 1.5L, 4cyl | 32 | 30/35 | \$1,700 | 7 | |
| M-5, 1.5L, 4cyl | 33 | 30/36 | \$1,650 | 8 | |
| VOLKSWAGEN | | | | | |
| Beetle | | | | | |
| A-S6, 1.8L, 4cyl | 28 | 24/33 | \$1,950 | 6 | T |
| AM-S6, 2.0L, 4cyl | 26 | 23/29 | \$2,100 | 6 | T |
| Beetle Dune | | | | | |
| A-S6, 1.8L, 4cyl | 27 | 24/31 | \$2,050 | 6 | T |
| CC | | | | | |
| AM-S6, 2.0L, 4cyl | 25 | 22/31 | \$2,750 | 5 | P T |
| CC 4motion | | | | | |
| A-S6, 3.6L, 6cyl | 20 | 17/25 | \$2,750 | 4 | |
| e-Golf | | | | | |
| ▶ A-1 | 119 | 126/111 | \$650 | 10 | EV |
| Golf | | | | | |
| A-S6, 1.8L, 4cyl | 29 | 25/35 | \$1,900 | 7 | T |
| M-5, 1.8L, 4cyl | 29 | 25/36 | \$1,900 | 7 | T |
| Golf R | | | | | |
| AM-S6, 2.0L, 4cyl | 25 | 23/30 | \$2,750 | 5 | P T |
| M-6, 2.0L, 4cyl | 25 | 22/31 | \$2,750 | 5 | P T |
| GTI | | | | | |
| AM-S6, 2.0L, 4cyl | 27 | 24/32 | \$2,050 | 6 | T |
| M-6, 2.0L, 4cyl | 28 | 24/34 | \$1,950 | 6 | T |
| Jetta | | | | | |
| A-S6, 1.4L, 4cyl | 32 | 28/38 | \$1,700 | 7 | T |
| M-5, 1.4L, 4cyl | 33 | 28/40 | \$1,650 | 8 | T |
| A-S6, 1.8L, 4cyl | 29 | 25/35 | \$1,900 | 7 | T |
| AM-S6, 2.0L, 4cyl | 27 | 24/33 | \$2,050 | 6 | T |
| M-6, 2.0L, 4cyl | 27 | 23/33 | \$2,050 | 6 | T |
| VOLVO | | | | | |
| S60 AWD | | | | | |
| A-S8, 2.0L, 4cyl | 26 | 22/32 | \$2,650 | 6 | P T S SS |
| A-S8, 2.0L, 4cyl | 26 | 23/31 | \$2,100 | 6 | T SS |
| S60 CC AWD | | | | | |
| A-S8, 2.0L, 4cyl | 25 | 22/30 | \$2,200 | 5 | T SS |
| S60 FWD | | | | | |
| A-S8, 2.0L, 4cyl | 29 | 25/36 | \$1,900 | 7 | T SS |
| S60 Inscription AWD | | | | | |
| A-S8, 2.0L, 4cyl | 26 | 23/31 | \$2,100 | 6 | T SS |
| S60 Inscription FWD | | | | | |
| A-S8, 2.0L, 4cyl | 29 | 25/36 | \$1,900 | 7 | T SS |
| S60 Polestar AWD | | | | | |
| A-S8, 2.0L, 4cyl | 23 | 20/27 | \$3,000 | 5 | P T S SS |

| Manufacturer Model Configuration (trans, eng size, cyl) | MPG | | Annual Fuel Cost | GHG Rating | Notes |
|--|------|----------|------------------|------------|-------|
| | Comb | City/Hwy | | | |
| MIDSIZE CARS | | | | | |

ACURA

RLX

| | | | | | |
|------------------|----|-------|---------|---|---|
| A-S6, 3.5L, 6cyl | 23 | 20/30 | \$3,000 | 5 | P |
|------------------|----|-------|---------|---|---|

RLX Hybrid

| | | | | | |
|-------------------|----|-------|---------|---|----------|
| AM-S7, 3.5L, 6cyl | 29 | 29/30 | \$2,350 | 7 | P HEV SS |
|-------------------|----|-------|---------|---|----------|

ALFA ROMEO

Giulia

| | | | | | |
|-----------------|----|-------|---------|---|--------|
| A-8, 2.0L, 4cyl | 27 | 24/33 | \$2,550 | 6 | P T SS |
|-----------------|----|-------|---------|---|--------|

| | | | | | |
|-----------------|----|-------|---------|---|--------|
| A-8, 2.9L, 6cyl | 20 | 17/24 | \$3,450 | 4 | P T SS |
|-----------------|----|-------|---------|---|--------|

Giulia AWD

| | | | | | |
|-----------------|----|-------|---------|---|--------|
| A-8, 2.0L, 4cyl | 26 | 23/31 | \$2,650 | 6 | P T SS |
|-----------------|----|-------|---------|---|--------|

AUDI

A6

| | | | | | |
|-------------------|----|-------|---------|---|--------|
| AM-S7, 2.0L, 4cyl | 28 | 24/34 | \$2,450 | 6 | P T SS |
|-------------------|----|-------|---------|---|--------|

A6 quattro

| | | | | | |
|------------------|----|-------|---------|---|--------|
| A-S8, 2.0L, 4cyl | 25 | 22/31 | \$2,750 | 5 | P T SS |
|------------------|----|-------|---------|---|--------|

| | | | | | |
|------------------|----|-------|---------|---|--------|
| A-S8, 3.0L, 6cyl | 24 | 21/29 | \$2,850 | 5 | P S SS |
|------------------|----|-------|---------|---|--------|

A7 quattro

| | | | | | |
|------------------|----|-------|---------|---|--------|
| A-S8, 3.0L, 6cyl | 24 | 21/29 | \$2,850 | 5 | P S SS |
|------------------|----|-------|---------|---|--------|

RS 7

| | | | | | |
|------------------|----|-------|---------|---|-----|
| A-S8, 4.0L, 8cyl | 18 | 15/25 | \$3,800 | 3 | P T |
|------------------|----|-------|---------|---|-----|

S6

| | | | | | |
|-------------------|----|-------|---------|---|-----|
| AM-S7, 4.0L, 8cyl | 21 | 18/27 | \$3,250 | 4 | P T |
|-------------------|----|-------|---------|---|-----|

S7

| | | | | | |
|-------------------|----|-------|---------|---|-----|
| AM-S7, 4.0L, 8cyl | 21 | 17/27 | \$3,250 | 4 | P T |
|-------------------|----|-------|---------|---|-----|

S8

| | | | | | |
|------------------|----|-------|---------|---|-----|
| A-S8, 4.0L, 8cyl | 18 | 15/24 | \$3,800 | 3 | P T |
|------------------|----|-------|---------|---|-----|

BENTLEY

Flying Spur

| | | | | | |
|------------------|----|-------|---------|---|---------|
| A-S8, 4.0L, 8cyl | 17 | 14/24 | \$4,050 | 3 | P T Tax |
|------------------|----|-------|---------|---|---------|

| | | | | | |
|-------------------|----|-------|---------|---|---------|
| A-S8, 6.0L, 12cyl | 15 | 12/20 | \$4,550 | 2 | P T Tax |
|-------------------|----|-------|---------|---|---------|

Mulsanne

| | | | | | |
|------------------|----|-------|---------|---|---------|
| A-S8, 6.8L, 8cyl | 14 | 11/18 | \$4,900 | 1 | P T Tax |
|------------------|----|-------|---------|---|---------|

Mulsanne EWB

| | | | | | |
|------------------|----|-------|---------|---|---------|
| A-S8, 6.8L, 8cyl | 13 | 11/17 | \$5,250 | 1 | P T Tax |
|------------------|----|-------|---------|---|---------|

BMW

530i

| | | | | | |
|------------------|----|-------|---------|---|--------|
| A-S8, 2.0L, 4cyl | 27 | 24/34 | \$2,550 | 6 | P T SS |
|------------------|----|-------|---------|---|--------|

530i xDrive

| | | | | | |
|------------------|----|-------|---------|---|--------|
| A-S8, 2.0L, 4cyl | 27 | 23/33 | \$2,550 | 6 | P T SS |
|------------------|----|-------|---------|---|--------|

540i

| | | | | | |
|------------------|----|-------|---------|---|--------|
| A-S8, 3.0L, 6cyl | 24 | 20/30 | \$2,850 | 5 | P T SS |
|------------------|----|-------|---------|---|--------|

540i xDrive

| | | | | | |
|------------------|----|-------|---------|---|--------|
| A-S8, 3.0L, 6cyl | 23 | 20/29 | \$3,000 | 5 | P T SS |
|------------------|----|-------|---------|---|--------|

| Manufacturer Model Configuration (trans, eng size, cyl) | MPG | | Annual Fuel Cost | GHG Rating | Notes |
|--|------|----------|------------------|------------|-------|
| | Comb | City/Hwy | | | |

BUICK

LaCrosse

| | | | | | |
|------------------|----|-------|---------|---|----|
| A-S8, 3.6L, 6cyl | 25 | 21/31 | \$2,200 | 5 | SS |
|------------------|----|-------|---------|---|----|

LaCrosse AWD

| | | | | | |
|------------------|----|-------|---------|---|----|
| A-S8, 3.6L, 6cyl | 23 | 20/29 | \$2,400 | 5 | SS |
|------------------|----|-------|---------|---|----|

Regal

| | | | | | |
|------------------|----|-------|---------|---|-----|
| A-S6, 2.0L, 4cyl | 24 | 21/29 | \$2,850 | 5 | P T |
|------------------|----|-------|---------|---|-----|

| | | | | | |
|------------------|----|-------|---------|---|--|
| A-S6, 2.4L, 4cyl | 23 | 19/30 | \$2,400 | 5 | |
|------------------|----|-------|---------|---|--|

Regal AWD

| | | | | | |
|------------------|----|-------|---------|---|-----|
| A-S6, 2.0L, 4cyl | 22 | 19/27 | \$3,100 | 5 | P T |
|------------------|----|-------|---------|---|-----|

CADILLAC

CT6 Plug-In

| | | | | | |
|----------------|--|-------------|--|--|-----------|
| AV, 2.0L, 4cyl | | See page 38 | | | T PHEV SS |
|----------------|--|-------------|--|--|-----------|

CTS

| | | | | | |
|------------------|----|-------|---------|---|-----|
| A-S8, 2.0L, 4cyl | 25 | 22/30 | \$2,750 | 5 | P T |
|------------------|----|-------|---------|---|-----|

| | | | | | |
|------------------|----|-------|---------|---|----|
| A-S8, 3.6L, 6cyl | 24 | 20/30 | \$2,300 | 5 | SS |
|------------------|----|-------|---------|---|----|

| | | | | | |
|------------------|----|-------|---------|---|-----|
| A-S8, 3.6L, 6cyl | 18 | 16/24 | \$3,800 | 3 | P T |
|------------------|----|-------|---------|---|-----|

CTS AWD

| | | | | | |
|------------------|----|-------|---------|---|-----|
| A-S8, 2.0L, 4cyl | 24 | 21/29 | \$2,850 | 5 | P T |
|------------------|----|-------|---------|---|-----|

| | | | | | |
|------------------|----|-------|---------|---|----|
| A-S8, 3.6L, 6cyl | 22 | 19/27 | \$2,500 | 5 | SS |
|------------------|----|-------|---------|---|----|

CTS-V

| | | | | | |
|------------------|----|-------|---------|---|---------|
| A-S8, 6.2L, 8cyl | 17 | 14/21 | \$4,050 | 3 | P S Tax |
|------------------|----|-------|---------|---|---------|

CHEVROLET

Cruze Hatchback

| | | | | | |
|------------------|----|-------|---------|---|------|
| A-S6, 1.4L, 4cyl | 32 | 29/38 | \$1,700 | 7 | T SS |
|------------------|----|-------|---------|---|------|

| | | | | | |
|-----------------|----|-------|---------|---|---|
| M-6, 1.4L, 4cyl | 31 | 28/37 | \$1,750 | 7 | T |
|-----------------|----|-------|---------|---|---|

Cruze Premier Hatchback

| | | | | | |
|------------------|----|-------|---------|---|------|
| A-S6, 1.4L, 4cyl | 31 | 28/37 | \$1,750 | 7 | T SS |
|------------------|----|-------|---------|---|------|

Malibu

| | | | | | |
|-----------------|----|-------|---------|---|------|
| A-6, 1.5L, 4cyl | 30 | 27/36 | \$1,800 | 7 | T SS |
|-----------------|----|-------|---------|---|------|

| | | | | | |
|-----------------|----|-------|---------|---|-----|
| A-9, 2.0L, 4cyl | 26 | 22/33 | \$2,650 | 6 | P T |
|-----------------|----|-------|---------|---|-----|

Malibu Hybrid

| | | | | | |
|----------------|----|-------|---------|----|--------|
| AV, 1.8L, 4cyl | 46 | 49/43 | \$1,200 | 10 | HEV SS |
|----------------|----|-------|---------|----|--------|

CHRYSLER

200

| | | | | | |
|-----------------|----|-------|---------|---|--|
| A-9, 2.4L, 4cyl | 27 | 23/36 | \$2,050 | 6 | |
|-----------------|----|-------|---------|---|--|

| | | | | | |
|-----------------|----|-------|---------|---|-----|
| A-9, 2.4L, 4cyl | 27 | 23/36 | \$2,050 | 6 | Gas |
|-----------------|----|-------|---------|---|-----|

| | | | | | |
|--|----|-------|---------|---|-----|
| | 20 | 17/26 | \$1,900 | 7 | E85 |
|--|----|-------|---------|---|-----|

| | | | | | |
|-----------------|----|-------|---------|---|-----|
| A-9, 3.6L, 6cyl | 23 | 19/31 | \$2,400 | 5 | Gas |
|-----------------|----|-------|---------|---|-----|

| | | | | | |
|--|----|-------|---------|---|-----|
| | 17 | 14/23 | \$2,250 | 5 | E85 |
|--|----|-------|---------|---|-----|

200 AWD

| | | | | | |
|-----------------|----|-------|---------|---|-----|
| A-9, 3.6L, 6cyl | 22 | 18/28 | \$2,500 | 5 | Gas |
|-----------------|----|-------|---------|---|-----|

| | | | | | |
|--|----|-------|---------|---|-----|
| | 16 | 14/21 | \$2,400 | 5 | E85 |
|--|----|-------|---------|---|-----|

| Manufacturer Model Configuration (trans, eng size, cyl) | MPG | | Annual Fuel Cost | GHG Rating | Notes |
|--|-------------|----------|------------------|------------|---------|
| | Comb | City/Hwy | | | |
| DODGE | | | | | |
| Challenger | | | | | |
| A-8, 3.6L, 6cyl | 23 | 19/30 | \$2,400 | 5 | |
| A-8, 5.7L, 8cyl | 19 | 16/25 | \$3,300 | 4 | Mid |
| M-6, 5.7L, 8cyl | 18 | 15/23 | \$3,800 | 3 | P |
| A-8, 6.4L, 8cyl | 18 | 15/25 | \$3,800 | 3 | P |
| M-6, 6.4L, 8cyl | 17 | 14/23 | \$4,050 | 3 | P Tax |
| Challenger GT | | | | | |
| A-8, 3.6L, 6cyl | 21 | 18/27 | \$2,600 | 4 | |
| Challenger SRT | | | | | |
| A-8, 6.2L, 8cyl | 16 | 13/22 | \$4,300 | 2 | P S Tax |
| M-6, 6.2L, 8cyl | 16 | 13/21 | \$4,300 | 2 | P S Tax |
| A-8, 6.4L, 8cyl | 18 | 15/25 | \$3,800 | 3 | P |
| M-6, 6.4L, 8cyl | 17 | 14/23 | \$4,050 | 3 | P Tax |
| FORD | | | | | |
| C-MAX Energi Plug-In Hybrid | | | | | |
| AV, 2.0L, 4cyl | See page 38 | | | PHEV SS | |
| Focus RS AWD | | | | | |
| M-6, 2.3L, 4cyl | 22 | 19/25 | \$3,100 | 5 | P T SS |
| Focus ST FWD | | | | | |
| M-6, 2.0L, 4cyl | 25 | 22/30 | \$2,200 | 5 | T |
| Fusion AWD | | | | | |
| A-S6, 2.0L, 4cyl | 23 | 20/29 | \$2,400 | 5 | T |
| A-S6, 2.7L, 6cyl | 20 | 17/26 | \$2,750 | 4 | T |
| Fusion Energi Plug-in Hybrid | | | | | |
| AV, 2.0L, 4cyl | See page 38 | | | PHEV SS | |
| Fusion FWD | | | | | |
| A-S6, 1.5L, 4cyl | 27 | 23/34 | \$2,050 | 6 | T SS |
| A-S6, 2.0L, 4cyl | 25 | 21/31 | \$2,200 | 5 | T |
| A-6, 2.5L, 4cyl | 25 | 21/32 | \$2,200 | 5 | |
| Fusion Hybrid FWD | | | | | |
| AV, 2.0L, 4cyl | 42 | 43/41 | \$1,300 | 9 | HEV SS |
| HONDA | | | | | |
| Accord | | | | | |
| AV, 2.4L, 4cyl | 30 | 27/36 | \$1,800 | 7 | |
| AV-S7, 2.4L, 4cyl | 29 | 26/34 | \$1,900 | 7 | |
| M-6, 2.4L, 4cyl | 26 | 23/32 | \$2,100 | 6 | |
| A-6, 3.5L, 6cyl | 25 | 21/33 | \$2,200 | 5 | |
| A-S6, 3.5L, 6cyl | 24 | 21/32 | \$2,300 | 5 | |
| M-6, 3.5L, 6cyl | 21 | 18/28 | \$2,600 | 4 | |
| Accord Hybrid | | | | | |
| AV, 2.0L, 4cyl | 48 | 49/47 | \$1,150 | 10 | HEV SS |
| Civic 4Dr | | | | | |
| AV, 1.5L, 4cyl | 36 | 32/42 | \$1,500 | 8 | T |
| M-6, 1.5L, 4cyl | 35 | 31/42 | \$1,550 | 8 | T |
| AV, 2.0L, 4cyl | 34 | 31/40 | \$1,600 | 8 | |
| M-6, 2.0L, 4cyl | 32 | 28/40 | \$1,700 | 7 | |
| Civic Si 4Dr | | | | | |
| M-6, 1.5L, 4cyl | 32 | 28/38 | \$2,150 | 7 | P T |

| Manufacturer Model Configuration (trans, eng size, cyl) | MPG | | Annual Fuel Cost | GHG Rating | Notes |
|--|-------------|----------|------------------|------------|----------|
| | Comb | City/Hwy | | | |
| Clarity EV | | | | | |
| A-1 | 114 | 126/103 | \$700 | 10 | EV |
| Clarity FCV | | | | | |
| A-1 | 68 | 69/67 | NA | 10 | H FCV SS |
| HYUNDAI | | | | | |
| Elantra | | | | | |
| AM-7, 1.4L, 4cyl | 35 | 32/40 | \$1,550 | 8 | T |
| AM-7, 1.6L, 4cyl | 29 | 26/33 | \$1,900 | 7 | T |
| M-6, 1.6L, 4cyl | 25 | 22/30 | \$2,200 | 5 | T |
| A-S6, 2.0L, 4cyl | 32 | 28/37 | \$1,700 | 7 | |
| M-6, 2.0L, 4cyl | 29 | 26/36 | \$1,900 | 7 | |
| Elantra GT | | | | | |
| A-S6, 2.0L, 4cyl | 27 | 24/32 | \$2,050 | 6 | |
| M-6, 2.0L, 4cyl | 27 | 24/32 | \$2,050 | 6 | |
| Elantra SE | | | | | |
| A-S6, 2.0L, 4cyl | 33 | 29/38 | \$1,650 | 8 | |
| Ioniq Electric | | | | | |
| ▶ A-1 | 136 | 150/122 | \$550 | 10 | EV |
| Sonata Hybrid | | | | | |
| AM-6, 2.0L, 4cyl | 40 | 38/43 | \$1,350 | 9 | HEV SS |
| Sonata Hybrid SE | | | | | |
| AM-6, 2.0L, 4cyl | 42 | 39/45 | \$1,300 | 9 | HEV SS |
| Sonata Plug-in Hybrid | | | | | |
| AM-6, 2.0L, 4cyl | See page 38 | | | PHEV SS | |
| INFINITI | | | | | |
| Q50 | | | | | |
| A-S7, 2.0L, 4cyl | 26 | 23/31 | \$2,650 | 6 | P T SS |
| A-S7, 3.0L, 6cyl | 23 | 20/29 | \$3,000 | 5 | P T |
| Q50 AWD | | | | | |
| A-S7, 2.0L, 4cyl | 24 | 22/28 | \$2,850 | 5 | P T SS |
| A-S7, 3.0L, 6cyl | 22 | 19/27 | \$3,100 | 5 | P T |
| Q50S Red Sport | | | | | |
| A-S7, 3.0L, 6cyl | 22 | 20/26 | \$3,100 | 5 | P T |
| Q50S Red Sport AWD | | | | | |
| A-S7, 3.0L, 6cyl | 22 | 19/26 | \$3,100 | 5 | P T |
| Q70 | | | | | |
| A-S7, 3.7L, 6cyl | 21 | 18/25 | \$3,250 | 4 | P |
| A-S7, 5.6L, 8cyl | 19 | 16/24 | \$3,600 | 4 | P |
| Q70 AWD | | | | | |
| A-S7, 3.7L, 6cyl | 20 | 18/24 | \$3,450 | 4 | P |
| A-S7, 5.6L, 8cyl | 18 | 16/23 | \$3,800 | 3 | P |
| Q70 Hybrid | | | | | |
| A-S7, 3.5L, 6cyl | 30 | 28/33 | \$2,300 | 7 | P HEV SS |
| JAGUAR | | | | | |
| XF | | | | | |
| A-S8, 2.0L, 4cyl | 35 | 31/42 | \$1,700 | 7 | D T SS |
| A-S8, 3.0L, 6cyl | 23 | 20/29 | \$3,000 | 5 | P S SS |

| Manufacturer Model Configuration (trans, eng size, cyl) | MPG | | Annual Fuel Cost | GHG Rating | Notes |
|--|------|-------------|------------------|------------|----------|
| | Comb | City/Hwy | | | |
| XF AWD | | | | | |
| A-S8, 2.0L, 4cyl | 34 | 30/40 | \$1,750 | 7 | D T SS |
| A-S8, 3.0L, 6cyl | 23 | 20/28 | \$3,000 | 5 | P S SS |
| KIA | | | | | |
| Forte | | | | | |
| A-S6, 2.0L, 4cyl | 32 | 29/38 | \$1,700 | 7 | |
| A-S6, 2.0L, 4cyl | 28 | 25/33 | \$1,950 | 6 | |
| M-6, 2.0L, 4cyl | 28 | 25/34 | \$1,950 | 6 | |
| Optima Hybrid | | | | | |
| AM-6, 2.0L, 4cyl | 42 | 39/46 | \$1,300 | 9 | HEV SS |
| Optima Plug-in Hybrid | | | | | |
| AM-6, 2.0L, 4cyl | | See page 38 | | | PHEV SS |
| LEXUS | | | | | |
| ES 300h | | | | | |
| AV-S6, 2.5L, 4cyl | 40 | 40/39 | \$1,350 | 9 | HEV SS |
| ES 350 | | | | | |
| A-S6, 3.5L, 6cyl | 24 | 21/30 | \$2,300 | 5 | |
| GS 200t | | | | | |
| A-S8, 2.0L, 4cyl | 26 | 22/32 | \$2,650 | 6 | P T |
| GS 200t F Sport | | | | | |
| A-S8, 2.0L, 4cyl | 24 | 21/30 | \$2,850 | 5 | P T |
| GS 350 | | | | | |
| A-S8, 3.5L, 6cyl | 23 | 20/28 | \$3,000 | 5 | P |
| GS 350 AWD | | | | | |
| A-S6, 3.5L, 6cyl | 22 | 19/26 | \$3,100 | 5 | P |
| GS 350 F Sport | | | | | |
| A-S8, 3.5L, 6cyl | 22 | 19/27 | \$3,100 | 5 | P |
| GS 450h | | | | | |
| AV-S8, 3.5L, 6cyl | 31 | 29/34 | \$2,200 | 7 | P HEV SS |
| LS 460 | | | | | |
| A-S8, 4.6L, 8cyl | 19 | 16/24 | \$3,600 | 4 | P |
| LS 460 AWD | | | | | |
| A-S8, 4.6L, 8cyl | 18 | 16/23 | \$3,800 | 3 | P |
| LS 460 L | | | | | |
| A-S8, 4.6L, 8cyl | 19 | 16/24 | \$3,600 | 4 | P |
| LS 460 L AWD | | | | | |
| A-S8, 4.6L, 8cyl | 18 | 16/23 | \$3,800 | 3 | P |
| LINCOLN | | | | | |
| MKZ AWD | | | | | |
| A-S6, 2.0L, 4cyl | 23 | 20/28 | \$2,400 | 5 | T |
| A-S6, 3.0L, 6cyl | 20 | 17/26 | \$2,750 | 4 | T |
| MKZ FWD | | | | | |
| A-S6, 2.0L, 4cyl | 24 | 21/31 | \$2,300 | 5 | T |
| A-S6, 3.0L, 6cyl | 21 | 18/27 | \$2,600 | 4 | T |
| MKZ Hybrid FWD | | | | | |
| AV, 2.0L, 4cyl | 40 | 41/38 | \$1,350 | 9 | HEV SS |

| Manufacturer Model Configuration (trans, eng size, cyl) | MPG | | Annual Fuel Cost | GHG Rating | Notes |
|--|------|----------|------------------|------------|---------|
| | Comb | City/Hwy | | | |
| MASERATI | | | | | |
| Ghibli S RWD | | | | | |
| A-8, 3.0L, 6cyl | 19 | 16/24 | \$3,600 | 4 | P T |
| Ghibli V6 | | | | | |
| A-8, 3.0L, 6cyl | 19 | 17/24 | \$3,600 | 4 | P T |
| Ghibli V6 SQ4 AWD | | | | | |
| A-8, 3.0L, 6cyl | 19 | 16/24 | \$3,600 | 4 | P T |
| MAZDA | | | | | |
| 3 5-Door | | | | | |
| A-S6, 2.0L, 4cyl | 31 | 28/37 | \$1,750 | 7 | |
| M-6, 2.0L, 4cyl | 31 | 27/37 | \$1,750 | 7 | |
| A-S6, 2.5L, 4cyl | 30 | 27/36 | \$1,800 | 7 | i-ELOOP |
| A-S6, 2.5L, 4cyl | 30 | 26/35 | \$1,800 | 7 | |
| M-6, 2.5L, 4cyl | 28 | 25/33 | \$1,950 | 6 | |
| 6 | | | | | |
| A-S6, 2.5L, 4cyl | 30 | 27/35 | \$1,800 | 7 | i-ELOOP |
| A-S6, 2.5L, 4cyl | 29 | 26/35 | \$1,900 | 7 | |
| M-6, 2.5L, 4cyl | 28 | 24/34 | \$1,950 | 6 | |
| MERCEDES-BENZ | | | | | |
| AMG E43 4matic | | | | | |
| A-9, 3.0L, 6cyl | 21 | 18/25 | \$3,250 | 4 | P T SS |
| B250e | | | | | |
| A-1 | 84 | 85/82 | \$900 | 10 | EV |
| E300 | | | | | |
| A-9, 2.0L, 4cyl | 25 | 22/30 | \$2,750 | 5 | P T SS |
| E300 4matic | | | | | |
| A-9, 2.0L, 4cyl | 24 | 22/29 | \$2,850 | 5 | P T SS |
| MINI | | | | | |
| Cooper Clubman | | | | | |
| A-S6, 1.5L, 3cyl | 28 | 25/33 | \$2,450 | 6 | P T |
| M-6, 1.5L, 3cyl | 28 | 25/34 | \$2,450 | 6 | P T SS |
| Cooper Clubman All4 | | | | | |
| A-S8, 1.5L, 3cyl | 25 | 22/29 | \$2,750 | 5 | P T |
| M-6, 1.5L, 3cyl | 26 | 22/32 | \$2,650 | 6 | P T |
| Cooper Countryman | | | | | |
| A-S6, 1.5L, 3cyl | 28 | 25/33 | \$2,450 | 6 | P T |
| M-6, 1.5L, 3cyl | 28 | 24/33 | \$2,450 | 6 | P T SS |
| Cooper Countryman All4 | | | | | |
| A-S8, 1.5L, 3cyl | 25 | 23/30 | \$2,750 | 5 | P T |
| M-6, 1.5L, 3cyl | 26 | 22/32 | \$2,650 | 6 | P T |
| Cooper S Clubman | | | | | |
| A-S8, 2.0L, 4cyl | 27 | 23/33 | \$2,550 | 6 | P T SS |
| M-6, 2.0L, 4cyl | 25 | 22/31 | \$2,750 | 5 | P T SS |
| Cooper S Clubman All4 | | | | | |
| A-S8, 2.0L, 4cyl | 26 | 22/31 | \$2,650 | 6 | P T SS |
| M-6, 2.0L, 4cyl | 24 | 21/30 | \$2,850 | 5 | P T SS |
| Cooper S Countryman | | | | | |
| A-S8, 2.0L, 4cyl | 27 | 23/32 | \$2,550 | 6 | P T SS |

| Manufacturer Model Configuration (trans, eng size, cyl) | MPG | | Annual Fuel Cost | GHG Rating | Notes |
|--|------|----------|------------------|------------|---------|
| | Comb | City/Hwy | | | |
| Cooper S Countryman All4 | | | | | |
| A-S8, 2.0L, 4cyl | 26 | 22/31 | \$2,650 | 6 | P T SS |
| M-6, 2.0L, 4cyl | 24 | 21/31 | \$2,850 | 5 | P T SS |
| John Cooper Works Clubman All4 | | | | | |
| A-S8, 2.0L, 4cyl | 26 | 23/31 | \$2,650 | 6 | P T |
| M-6, 2.0L, 4cyl | 24 | 21/31 | \$2,850 | 5 | P T |
| NISSAN | | | | | |
| Altima | | | | | |
| AV, 2.5L, 4cyl | 31 | 27/39 | \$1,750 | 7 | |
| AV-S7, 3.5L, 6cyl | 26 | 22/32 | \$2,100 | 6 | |
| Altima SR | | | | | |
| AV-S7, 2.5L, 4cyl | 30 | 26/37 | \$1,800 | 7 | |
| Leaf | | | | | |
| A-1 | 112 | 124/101 | \$650 | 10 | EV |
| Maxima | | | | | |
| AV-S7, 3.5L, 6cyl | 25 | 21/30 | \$2,750 | 5 | P |
| Sentra | | | | | |
| AV-S7, 1.6L, 4cyl | 29 | 27/33 | \$2,350 | 7 | P T |
| M-6, 1.6L, 4cyl | 28 | 26/32 | \$2,450 | 6 | P T |
| AV, 1.8L, 4cyl | 32 | 29/37 | \$1,700 | 7 | |
| M-6, 1.8L, 4cyl | 30 | 27/35 | \$1,800 | 7 | |
| Sentra Nismo | | | | | |
| AV-S7, 1.6L, 4cyl | 27 | 25/30 | \$2,550 | 6 | P T |
| M-6, 1.6L, 4cyl | 27 | 25/31 | \$2,550 | 6 | P T |
| ROLLS-ROYCE | | | | | |
| Wraith | | | | | |
| A-S8, 6.6L, 12cyl | 15 | 12/19 | \$4,550 | 2 | P T Tax |
| SUBARU | | | | | |
| Impreza 4-Door | | | | | |
| AV-S7, 2.0L, 4cyl | 32 | 28/38 | \$1,700 | 7 | |
| M-5, 2.0L, 4cyl | 27 | 24/32 | \$2,050 | 6 | |
| Impreza Sport 4-Door | | | | | |
| AV-S7, 2.0L, 4cyl | 30 | 27/36 | \$1,800 | 7 | |
| M-5, 2.0L, 4cyl | 26 | 23/31 | \$2,100 | 6 | |
| Legacy AWD | | | | | |
| AV-S6, 2.5L, 4cyl | 29 | 25/34 | \$1,900 | 7 | |
| AV-S6, 3.6L, 6cyl | 23 | 20/28 | \$2,400 | 5 | |
| TESLA | | | | | |
| Model 3 Long Range | | | | | |
| A-1 | 126 | 131/120 | \$600 | 10 | EV |
| TOYOTA | | | | | |
| Avalon | | | | | |
| A-S6, 3.5L, 6cyl | 24 | 21/30 | \$2,300 | 5 | |
| Avalon Hybrid | | | | | |
| AV-S6, 2.5L, 4cyl | 40 | 40/39 | \$1,350 | 9 | HEV SS |
| Camry | | | | | |
| A-S6, 2.5L, 4cyl | 27 | 24/33 | \$2,050 | 6 | |
| A-S6, 3.5L, 6cyl | 24 | 21/30 | \$2,300 | 5 | |

| Manufacturer Model Configuration (trans, eng size, cyl) | MPG | | Annual Fuel Cost | GHG Rating | Notes |
|--|-----------|--------------|------------------|------------|---------------|
| | Comb | City/Hwy | | | |
| Camry Hybrid LE | | | | | |
| AV, 2.5L, 4cyl | 40 | 42/38 | \$1,350 | 9 | HEV SS |
| Camry Hybrid XLE/SE | | | | | |
| AV, 2.5L, 4cyl | 38 | 40/37 | \$1,450 | 9 | HEV SS |
| Corolla | | | | | |
| AV, 1.8L, 4cyl | 32 | 28/36 | \$1,700 | 7 | |
| AV-S7, 1.8L, 4cyl | 31 | 28/35 | \$1,750 | 7 | |
| M-6, 1.8L, 4cyl | 30 | 27/35 | \$1,800 | 7 | |
| Corolla iM | | | | | |
| AV-S7, 1.8L, 4cyl | 31 | 28/36 | \$1,750 | 7 | |
| M-6, 1.8L, 4cyl | 30 | 27/35 | \$1,800 | 7 | |
| Corolla LE Eco | | | | | |
| AV, 1.8L, 4cyl | 34 | 30/40 | \$1,600 | 8 | |
| AV, 1.8L, 4cyl | 33 | 29/38 | \$1,650 | 8 | 2 mode |
| Prius | | | | | |
| AV, 1.8L, 4cyl | 52 | 54/50 | \$1,050 | 10 | HEV SS |
| Prius Eco | | | | | |
| ▶ AV, 1.8L, 4cyl | 56 | 58/53 | \$1,000 | 10 | HEV SS |
| Prius Prime | | | | | |
| AV, 1.8L, 4cyl | | See page 38 | | | PHEV SS |
| VOLKSWAGEN | | | | | |
| Passat | | | | | |
| A-S6, 1.8L, 4cyl | 27 | 23/34 | \$2,050 | 6 | T |
| AM-S6, 3.6L, 6cyl | 23 | 20/28 | \$2,400 | 5 | |
| VOLVO | | | | | |
| S90 AWD | | | | | |
| A-S8, 2.0L, 4cyl | 25 | 22/31 | \$2,750 | 5 | P T S SS |
| S90 FWD | | | | | |
| A-S8, 2.0L, 4cyl | 27 | 23/34 | \$2,550 | 6 | P T SS |
| LARGE CARS | | | | | |
| AUDI | | | | | |
| A8 L | | | | | |
| A-S8, 3.0L, 6cyl | 22 | 19/29 | \$3,100 | 5 | P S SS |
| A-S8, 4.0L, 8cyl | 22 | 18/29 | \$3,100 | 5 | P T SS |
| BMW | | | | | |
| 330i xDrive Gran Turismo | | | | | |
| A-S8, 2.0L, 4cyl | 26 | 23/33 | \$2,650 | 6 | P T SS |
| 340i xDrive Gran Turismo | | | | | |
| A-S8, 3.0L, 6cyl | 24 | 20/30 | \$2,850 | 5 | P T SS |
| 535i Gran Turismo | | | | | |
| A-S8, 3.0L, 6cyl | 22 | 19/27 | \$3,100 | 5 | P T SS |
| 535i xDrive Gran Turismo | | | | | |
| A-S8, 3.0L, 6cyl | 21 | 18/26 | \$3,250 | 4 | P T SS |
| 550i xDrive Gran Turismo | | | | | |
| A-S8, 4.4L, 8cyl | 18 | 15/24 | \$3,800 | 3 | P T SS |
| 740e xDrive | | | | | |
| A-S8, 2.0L, 4cyl | | See page 38 | | | T PHEV SS |

| Manufacturer Model Configuration (trans, eng size, cyl) | MPG | | Annual Fuel Cost | GHG Rating | Notes |
|--|------|----------|------------------|------------|------------|
| | Comb | City/Hwy | | | |
| 740i | | | | | |
| A-S8, 3.0L, 6cyl | 24 | 21/29 | \$2,850 | 5 | P T SS |
| 740i xDrive | | | | | |
| A-S8, 3.0L, 6cyl | 22 | 19/28 | \$3,100 | 5 | P T SS |
| 750i | | | | | |
| A-S8, 4.4L, 8cyl | 20 | 17/26 | \$3,450 | 4 | P T SS |
| 750i xDrive | | | | | |
| A-S8, 4.4L, 8cyl | 19 | 16/25 | \$3,600 | 4 | P T SS |
| Alpina B7 xDrive | | | | | |
| A-S8, 4.4L, 8cyl | 18 | 16/24 | \$3,800 | 3 | P T SS |
| M760i xDrive | | | | | |
| A-S8, 6.6L, 12cyl | 16 | 13/20 | \$4,300 | 2 | P T Tax SS |
| X1 sDrive28i | | | | | |
| A-S8, 2.0L, 4cyl | 26 | 23/32 | \$2,650 | 6 | P T SS |
| X1 xDrive28i | | | | | |
| A-S8, 2.0L, 4cyl | 25 | 22/31 | \$2,750 | 5 | P T SS |
| CADILLAC | | | | | |
| CT6 | | | | | |
| A-S8, 2.0L, 4cyl | 25 | 22/30 | \$2,750 | 5 | P T |
| CT6 AWD | | | | | |
| A-S8, 3.0L, 6cyl | 21 | 18/26 | \$3,250 | 4 | P T |
| A-S8, 3.6L, 6cyl | 21 | 18/27 | \$2,600 | 4 | SS |
| XTS | | | | | |
| A-S6, 3.6L, 6cyl | 22 | 18/28 | \$2,500 | 5 | |
| XTS AWD | | | | | |
| A-S6, 3.6L, 6cyl | 20 | 17/26 | \$2,750 | 4 | |
| A-S6, 3.6L, 6cyl | 18 | 16/23 | \$3,050 | 3 | T |
| CHEVROLET | | | | | |
| Impala | | | | | |
| A-S6, 2.5L, 4cyl | 25 | 22/30 | \$2,200 | 5 | SS |
| A-S6, 3.6L, 6cyl | 22 | 18/28 | \$2,500 | 5 | |
| A-S6, 3.6L, 6cyl | 22 | 19/28 | \$2,500 | 5 | Gas |
| A-S6, 3.6L, 6cyl | 16 | 14/20 | \$2,400 | 5 | E85 |
| SS | | | | | |
| A-S6, 6.2L, 8cyl | 16 | 14/22 | \$4,300 | 2 | P Tax |
| M-6, 6.2L, 8cyl | 17 | 14/22 | \$4,050 | 3 | P Tax |
| CHRYSLER | | | | | |
| 300 | | | | | |
| A-8, 3.6L, 6cyl | 23 | 19/30 | \$2,400 | 5 | |
| A-8, 3.6L, 6cyl | 23 | 19/30 | \$2,400 | 5 | Gas |
| A-8, 3.6L, 6cyl | 17 | 14/22 | \$2,250 | 5 | E85 |
| A-8, 5.7L, 8cyl | 19 | 16/25 | \$3,300 | 4 | Mid |
| 300 AWD | | | | | |
| A-8, 3.6L, 6cyl | 21 | 18/27 | \$2,600 | 4 | |
| A-8, 3.6L, 6cyl | 21 | 18/27 | \$2,600 | 4 | Gas |
| A-8, 3.6L, 6cyl | 16 | 14/20 | \$2,400 | 5 | E85 |

| Manufacturer Model Configuration (trans, eng size, cyl) | MPG | | Annual Fuel Cost | GHG Rating | Notes |
|--|------|----------|------------------|------------|---------|
| | Comb | City/Hwy | | | |
| DODGE | | | | | |
| Charger | | | | | |
| A-8, 3.6L, 6cyl | 23 | 19/30 | \$2,400 | 5 | |
| A-8, 3.6L, 6cyl | 23 | 19/30 | \$2,400 | 5 | Gas |
| A-8, 3.6L, 6cyl | 17 | 14/22 | \$2,250 | 5 | E85 |
| A-8, 5.7L, 8cyl | 19 | 16/25 | \$3,300 | 4 | Mid |
| A-8, 6.4L, 8cyl | 18 | 15/25 | \$3,800 | 3 | P |
| Charger AWD | | | | | |
| A-8, 3.6L, 6cyl | 21 | 18/27 | \$2,600 | 4 | |
| A-8, 3.6L, 6cyl | 21 | 18/27 | \$2,600 | 4 | Gas |
| A-8, 3.6L, 6cyl | 16 | 14/20 | \$2,400 | 5 | E85 |
| Charger SRT | | | | | |
| A-8, 6.2L, 8cyl | 16 | 13/22 | \$4,300 | 2 | P S Tax |
| A-8, 6.4L, 8cyl | 18 | 15/25 | \$3,800 | 3 | P |
| FORD | | | | | |
| C-MAX Hybrid FWD | | | | | |
| AV, 2.0L, 4cyl | 40 | 42/38 | \$1,350 | 9 | HEV SS |
| Taurus AWD | | | | | |
| A-S6, 3.5L, 6cyl | 19 | 17/24 | \$2,900 | 4 | |
| A-S6, 3.5L, 6cyl | 19 | 16/24 | \$2,900 | 4 | T |
| Taurus AWD FFV | | | | | |
| A-S6, 3.5L, 6cyl | 19 | 17/24 | \$2,900 | 4 | Gas |
| A-S6, 3.5L, 6cyl | 14 | 13/18 | \$2,750 | 4 | E85 |
| Taurus FWD | | | | | |
| A-S6, 2.0L, 4cyl | 23 | 20/29 | \$2,400 | 5 | T |
| A-S6, 3.5L, 6cyl | 21 | 18/27 | \$2,600 | 4 | |
| Taurus FWD FFV | | | | | |
| A-S6, 3.5L, 6cyl | 21 | 18/27 | \$2,600 | 4 | Gas |
| A-S6, 3.5L, 6cyl | 16 | 13/20 | \$2,400 | 5 | E85 |
| GENESIS | | | | | |
| G80 AWD | | | | | |
| A-S8, 3.8L, 6cyl | 19 | 16/25 | \$2,900 | 4 | |
| G80 RWD | | | | | |
| A-S8, 3.8L, 6cyl | 22 | 18/28 | \$2,500 | 5 | |
| A-S8, 5.0L, 8cyl | 18 | 15/23 | \$3,800 | 3 | P |
| G90 AWD | | | | | |
| A-S8, 3.3L, 6cyl | 20 | 17/24 | \$3,450 | 4 | P T |
| A-S8, 5.0L, 8cyl | 18 | 15/23 | \$3,800 | 3 | P |
| G90 RWD | | | | | |
| A-S8, 3.3L, 6cyl | 20 | 17/24 | \$3,450 | 4 | P T |
| A-S8, 5.0L, 8cyl | 19 | 16/24 | \$3,600 | 4 | P |
| HONDA | | | | | |
| Civic 5Dr | | | | | |
| AV, 1.5L, 4cyl | 34 | 31/40 | \$1,600 | 8 | T |
| M-6, 1.5L, 4cyl | 33 | 30/39 | \$1,650 | 8 | T |
| Civic 5Dr - Type R | | | | | |
| M-6, 2.0L, 4cyl | 25 | 22/28 | \$2,750 | 5 | P T |

| Manufacturer Model Configuration (trans, eng size, cyl) | MPG | | Annual Fuel Cost | GHG Rating | Notes |
|--|-----------|--------------|------------------|------------|---------------|
| | Comb | City/Hwy | | | |
| Civic 5Dr Sport | | | | | |
| AV-S7, 1.5L, 4cyl | 32 | 30/36 | \$2,150 | 7 | P T |
| M-6, 1.5L, 4cyl | 33 | 30/39 | \$2,100 | 8 | P T |
| HYUNDAI | | | | | |
| Azera | | | | | |
| A-S6, 3.3L, 6cyl | 23 | 20/28 | \$2,400 | 5 | |
| Azera Limited | | | | | |
| A-S6, 3.3L, 6cyl | 22 | 19/28 | \$2,500 | 5 | |
| Ioniq | | | | | |
| AM-6, 1.6L, 4cyl | 55 | 55/54 | \$1,000 | 10 | HEV SS |
| Ioniq Blue | | | | | |
| ▶ AM-6, 1.6L, 4cyl | 58 | 57/59 | \$950 | 10 | HEV SS |
| Sonata | | | | | |
| AM-7, 1.6L, 4cyl | 31 | 28/36 | \$1,750 | 7 | T |
| A-S6, 2.0L, 4cyl | 26 | 22/31 | \$2,100 | 6 | T |
| A-S6, 2.4L, 4cyl | 29 | 25/36 | \$1,900 | 7 | |
| Sonata Limited | | | | | |
| A-S6, 2.0L, 4cyl | 24 | 21/30 | \$2,300 | 5 | T |
| Sonata Sport Limited | | | | | |
| A-S6, 2.4L, 4cyl | 28 | 25/35 | \$1,950 | 6 | |
| JAGUAR | | | | | |
| XJ | | | | | |
| A-S8, 3.0L, 6cyl | 21 | 18/27 | \$3,250 | 4 | P S SS |
| A-S8, 5.0L, 8cyl | 18 | 15/23 | \$3,800 | 3 | P S SS |
| XJ AWD | | | | | |
| A-S8, 3.0L, 6cyl | 20 | 17/26 | \$3,450 | 4 | P S SS |
| XJL | | | | | |
| A-S8, 3.0L, 6cyl | 21 | 18/27 | \$3,250 | 4 | P S SS |
| A-S8, 5.0L, 8cyl | 18 | 15/23 | \$3,800 | 3 | P S SS |
| XJL AWD | | | | | |
| A-S8, 3.0L, 6cyl | 20 | 17/25 | \$3,450 | 4 | P S SS |
| KIA | | | | | |
| Cadenza | | | | | |
| A-S8, 3.3L, 6cyl | 23 | 20/28 | \$2,400 | 5 | |
| Forte 5 | | | | | |
| AM-7, 1.6L, 4cyl | 27 | 25/30 | \$2,050 | 6 | T |
| M-6, 1.6L, 4cyl | 25 | 23/29 | \$2,200 | 5 | T |
| A-S6, 2.0L, 4cyl | 28 | 25/34 | \$1,950 | 6 | |
| K900 | | | | | |
| A-S8, 3.8L, 6cyl | 20 | 17/25 | \$2,750 | 4 | |
| A-S8, 5.0L, 8cyl | 18 | 15/23 | \$3,800 | 3 | P |
| Optima | | | | | |
| AM-7, 1.6L, 4cyl | 31 | 28/37 | \$1,750 | 7 | T |
| A-S6, 2.0L, 4cyl | 25 | 22/31 | \$2,200 | 5 | T |
| A-S6, 2.4L, 4cyl | 28 | 24/34 | \$1,950 | 6 | |
| Optima FE | | | | | |
| A-S6, 2.4L, 4cyl | 29 | 25/36 | \$1,900 | 7 | |

| Manufacturer Model Configuration (trans, eng size, cyl) | MPG | | Annual Fuel Cost | GHG Rating | Notes |
|--|------|-------------|------------------|------------|------------|
| | Comb | City/Hwy | | | |
| LINCOLN | | | | | |
| Continental AWD | | | | | |
| A-S6, 2.7L, 6cyl | 20 | 17/25 | \$2,750 | 4 | T |
| A-S6, 3.0L, 6cyl | 19 | 16/24 | \$2,900 | 4 | T |
| A-S6, 3.7L, 6cyl | 19 | 16/24 | \$2,900 | 4 | |
| Continental FWD | | | | | |
| A-S6, 2.7L, 6cyl | 21 | 18/27 | \$2,600 | 4 | T |
| A-S6, 3.7L, 6cyl | 20 | 17/26 | \$2,750 | 4 | |
| MASERATI | | | | | |
| Quattroporte GTS | | | | | |
| A-8, 3.8L, 8cyl | 17 | 15/22 | \$4,050 | 3 | P T Tax |
| Quattroporte S | | | | | |
| A-8, 3.0L, 6cyl | 18 | 16/23 | \$3,800 | 3 | P T |
| Quattroporte SQ4 V6 | | | | | |
| A-8, 3.0L, 6cyl | 18 | 16/23 | \$3,800 | 3 | P T |
| MERCEDES-BENZ | | | | | |
| AMG S63 4matic | | | | | |
| A-7, 5.5L, 8cyl | 18 | 15/23 | \$3,800 | 3 | P T SS |
| AMG S65 | | | | | |
| A-7, 6.0L, 12cyl | 16 | 13/22 | \$4,300 | 2 | P T Tax SS |
| Maybach S550 4matic | | | | | |
| A-9, 4.7L, 8cyl | 19 | 16/24 | \$3,600 | 4 | P T SS |
| Maybach S600 | | | | | |
| A-7, 6.0L, 12cyl | 16 | 13/21 | \$4,300 | 2 | P T Tax SS |
| S550 | | | | | |
| A-9, 4.7L, 8cyl | 21 | 18/26 | \$3,250 | 4 | P T SS |
| S550 4matic | | | | | |
| A-9, 4.7L, 8cyl | 20 | 16/25 | \$3,450 | 4 | P T SS |
| S550e | | | | | |
| A-7, 3.0L, 6cyl | | See page 38 | | | T PHEV SS |
| S600 | | | | | |
| A-7, 6.0L, 12cyl | 16 | 13/22 | \$4,300 | 2 | P T Tax SS |
| PORSCHE | | | | | |
| Panamera | | | | | |
| AM-S8, 3.0L, 6cyl | 24 | 21/28 | \$2,850 | 5 | P T SS |
| Panamera 4 | | | | | |
| AM-S8, 3.0L, 6cyl | 23 | 21/27 | \$3,000 | 5 | P T SS |
| Panamera 4 Executive | | | | | |
| AM-S8, 3.0L, 6cyl | 23 | 21/27 | \$3,000 | 5 | P T SS |
| Panamera 4S | | | | | |
| AM-S8, 2.9L, 6cyl | 23 | 21/28 | \$3,000 | 5 | P T SS |
| Panamera 4S Executive | | | | | |
| AM-S8, 2.9L, 6cyl | 23 | 21/28 | \$3,000 | 5 | P T SS |
| Panamera Turbo | | | | | |
| AM-S8, 4.0L, 8cyl | 21 | 18/25 | \$3,250 | 4 | P T SS |
| Panamera Turbo Executive | | | | | |
| AM-S8, 4.0L, 8cyl | 21 | 18/25 | \$3,250 | 4 | P T SS |

| Manufacturer Model Configuration (trans, eng size, cyl) | MPG | | Annual Fuel Cost | GHG Rating | Notes |
|--|------|----------|------------------|------------|-------|
| | Comb | City/Hwy | | | |

ROLLS-ROYCE

Ghost

| | | | | | |
|-------------------|----|-------|---------|---|---------|
| A-S8, 6.6L, 12cyl | 14 | 12/19 | \$4,900 | 1 | P T Tax |
|-------------------|----|-------|---------|---|---------|

Ghost EWB

| | | | | | |
|-------------------|----|-------|---------|---|---------|
| A-S8, 6.6L, 12cyl | 14 | 12/19 | \$4,900 | 1 | P T Tax |
|-------------------|----|-------|---------|---|---------|

Phantom

| | | | | | |
|-------------------|----|-------|---------|---|-------|
| A-S8, 6.7L, 12cyl | 14 | 11/19 | \$4,900 | 1 | P Tax |
|-------------------|----|-------|---------|---|-------|

Phantom EWB

| | | | | | |
|-------------------|----|-------|---------|---|-------|
| A-S8, 6.7L, 12cyl | 14 | 11/19 | \$4,900 | 1 | P Tax |
|-------------------|----|-------|---------|---|-------|

TESLA

Model S (60 kW-hr battery pack)

| | | | | | |
|-----|----|--------|-------|----|----|
| A-1 | 99 | 98/101 | \$750 | 10 | EV |
|-----|----|--------|-------|----|----|

Model S (75 kW-hr battery pack)

| | | | | | |
|-----|----|--------|-------|----|----|
| A-1 | 98 | 97/100 | \$750 | 10 | EV |
|-----|----|--------|-------|----|----|

Model S AWD - 100D

| | | | | | |
|-----|-----|---------|-------|----|----|
| A-1 | 102 | 101/102 | \$750 | 10 | EV |
|-----|-----|---------|-------|----|----|

Model S AWD - 60D

| | | | | | |
|-------|------------|----------------|--------------|-----------|-----------|
| ▶ A-1 | 104 | 101/107 | \$700 | 10 | EV |
|-------|------------|----------------|--------------|-----------|-----------|

Model S AWD - 75D

| | | | | | |
|-----|-----|---------|-------|----|----|
| A-1 | 103 | 102/105 | \$750 | 10 | EV |
|-----|-----|---------|-------|----|----|

Model S AWD - 90D

| | | | | | |
|-------|------------|----------------|--------------|-----------|-----------|
| ▶ A-1 | 104 | 102/107 | \$700 | 10 | EV |
|-------|------------|----------------|--------------|-----------|-----------|

Model S AWD - P100D

| | | | | | |
|-----|----|--------|-------|----|----|
| A-1 | 98 | 92/105 | \$800 | 10 | EV |
|-----|----|--------|-------|----|----|

Model S AWD - P90D

| | | | | | |
|-----|----|--------|-------|----|----|
| A-1 | 95 | 92/100 | \$800 | 10 | EV |
|-----|----|--------|-------|----|----|

SMALL STATION WAGONS

AUDI

A4 allroad quattro

| | | | | | |
|-------------------|----|-------|---------|---|-----|
| AM-S7, 2.0L, 4cyl | 25 | 23/28 | \$2,750 | 5 | P T |
|-------------------|----|-------|---------|---|-----|

BMW

328d xDrive Sports Wagon

| | | | | | |
|------------------|----|-------|---------|---|-----|
| A-S8, 2.0L, 4cyl | 34 | 30/40 | \$1,750 | 7 | D T |
|------------------|----|-------|---------|---|-----|

330i xDrive Sports Wagon

| | | | | | |
|------------------|----|-------|---------|---|--------|
| A-S8, 2.0L, 4cyl | 26 | 23/33 | \$2,650 | 6 | P T SS |
|------------------|----|-------|---------|---|--------|

CHEVROLET

Bolt EV

| | | | | | |
|-------|------------|----------------|--------------|-----------|-----------|
| ▶ A-1 | 119 | 128/110 | \$650 | 10 | EV |
|-------|------------|----------------|--------------|-----------|-----------|

Sonic 5

| | | | | | |
|------------------|----|-------|---------|---|---|
| A-S6, 1.4L, 4cyl | 30 | 27/36 | \$1,800 | 7 | T |
|------------------|----|-------|---------|---|---|

| | | | | | |
|-----------------|----|-------|---------|---|---|
| M-6, 1.4L, 4cyl | 32 | 28/38 | \$1,700 | 7 | T |
|-----------------|----|-------|---------|---|---|

| | | | | | |
|------------------|----|-------|---------|---|--|
| A-S6, 1.8L, 4cyl | 28 | 24/34 | \$1,950 | 6 | |
|------------------|----|-------|---------|---|--|

| | | | | | |
|-----------------|----|-------|---------|---|--|
| M-5, 1.8L, 4cyl | 28 | 25/33 | \$1,950 | 6 | |
|-----------------|----|-------|---------|---|--|

FIAT

500 L

| | | | | | |
|-----------------|----|-------|---------|---|-----|
| A-6, 1.4L, 4cyl | 25 | 22/30 | \$2,750 | 5 | P T |
|-----------------|----|-------|---------|---|-----|

| Manufacturer Model Configuration (trans, eng size, cyl) | MPG | | Annual Fuel Cost | GHG Rating | Notes |
|--|------|----------|------------------|------------|-------|
| | Comb | City/Hwy | | | |

HONDA

Fit

| | | | | | |
|----------------|----|-------|---------|---|--|
| AV, 1.5L, 4cyl | 36 | 33/40 | \$1,500 | 8 | |
|----------------|----|-------|---------|---|--|

| | | | | | |
|-------------------|----|-------|---------|---|--|
| AV-S7, 1.5L, 4cyl | 34 | 32/37 | \$1,600 | 8 | |
|-------------------|----|-------|---------|---|--|

| | | | | | |
|-----------------|----|-------|---------|---|--|
| M-6, 1.5L, 4cyl | 32 | 29/36 | \$1,700 | 7 | |
|-----------------|----|-------|---------|---|--|

HR-V AWD

| | | | | | |
|----------------|----|-------|---------|---|--|
| AV, 1.8L, 4cyl | 29 | 27/31 | \$1,900 | 7 | |
|----------------|----|-------|---------|---|--|

| | | | | | |
|-------------------|----|-------|---------|---|--|
| AV-S7, 1.8L, 4cyl | 29 | 27/31 | \$1,900 | 7 | |
|-------------------|----|-------|---------|---|--|

HR-V FWD

| | | | | | |
|----------------|----|-------|---------|---|--|
| AV, 1.8L, 4cyl | 31 | 28/34 | \$1,750 | 7 | |
|----------------|----|-------|---------|---|--|

| | | | | | |
|-------------------|----|-------|---------|---|--|
| AV-S7, 1.8L, 4cyl | 31 | 28/34 | \$1,750 | 7 | |
|-------------------|----|-------|---------|---|--|

| | | | | | |
|-----------------|----|-------|---------|---|--|
| M-6, 1.8L, 4cyl | 28 | 25/33 | \$1,950 | 6 | |
|-----------------|----|-------|---------|---|--|

INFINITI

QX50

| | | | | | |
|------------------|----|-------|---------|---|---|
| A-S7, 3.7L, 6cyl | 20 | 17/24 | \$3,450 | 4 | P |
|------------------|----|-------|---------|---|---|

QX50 AWD

| | | | | | |
|------------------|----|-------|---------|---|---|
| A-S7, 3.7L, 6cyl | 20 | 17/24 | \$3,450 | 4 | P |
|------------------|----|-------|---------|---|---|

KIA

Niro

| | | | | | |
|------------------|----|-------|---------|----|--------|
| AM-6, 1.6L, 4cyl | 49 | 51/46 | \$1,100 | 10 | HEV SS |
|------------------|----|-------|---------|----|--------|

Niro FE

| | | | | | |
|--------------------|-----------|--------------|----------------|-----------|---------------|
| ▶ AM-6, 1.6L, 4cyl | 50 | 52/49 | \$1,100 | 10 | HEV SS |
|--------------------|-----------|--------------|----------------|-----------|---------------|

Niro Touring

| | | | | | |
|------------------|----|-------|---------|---|--------|
| AM-6, 1.6L, 4cyl | 43 | 46/40 | \$1,250 | 9 | HEV SS |
|------------------|----|-------|---------|---|--------|

Soul

| | | | | | |
|------------------|----|-------|---------|---|--|
| A-S6, 1.6L, 4cyl | 27 | 25/30 | \$2,050 | 6 | |
|------------------|----|-------|---------|---|--|

| | | | | | |
|------------------|----|-------|---------|---|---|
| AM-7, 1.6L, 4cyl | 28 | 26/31 | \$1,950 | 6 | T |
|------------------|----|-------|---------|---|---|

| | | | | | |
|-----------------|----|-------|---------|---|--|
| M-6, 1.6L, 4cyl | 27 | 24/30 | \$2,050 | 6 | |
|-----------------|----|-------|---------|---|--|

| | | | | | |
|------------------|----|-------|---------|---|--|
| A-S6, 2.0L, 4cyl | 27 | 25/30 | \$2,050 | 6 | |
|------------------|----|-------|---------|---|--|

Soul Electric

| | | | | | |
|-----|-----|--------|-------|----|----|
| A-1 | 105 | 120/92 | \$700 | 10 | EV |
|-----|-----|--------|-------|----|----|

NISSAN

Juke

| | | | | | |
|-------------------|----|-------|---------|---|-----|
| AV-S7, 1.6L, 4cyl | 29 | 28/32 | \$2,350 | 7 | P T |
|-------------------|----|-------|---------|---|-----|

| | | | | | |
|-----------------|----|-------|---------|---|-----|
| M-6, 1.6L, 4cyl | 29 | 27/33 | \$2,350 | 7 | P T |
|-----------------|----|-------|---------|---|-----|

Juke AWD

| | | | | | |
|-------------------|----|-------|---------|---|-----|
| AV-S7, 1.6L, 4cyl | 28 | 26/30 | \$2,450 | 6 | P T |
|-------------------|----|-------|---------|---|-----|

Juke Nismo RS

| | | | | | |
|-----------------|----|-------|---------|---|-----|
| M-6, 1.6L, 4cyl | 28 | 26/31 | \$2,450 | 6 | P T |
|-----------------|----|-------|---------|---|-----|

Juke Nismo RS AWD

| | | | | | |
|-------------------|----|-------|---------|---|-----|
| AV-S8, 1.6L, 4cyl | 26 | 25/29 | \$2,650 | 6 | P T |
|-------------------|----|-------|---------|---|-----|

Rogue Sport AWD

| | | | | | |
|-------------------|----|-------|---------|---|--|
| AV-S7, 2.0L, 4cyl | 27 | 24/30 | \$2,050 | 6 | |
|-------------------|----|-------|---------|---|--|

Rogue Sport FWD

| | | | | | |
|-------------------|----|-------|---------|---|--|
| AV-S7, 2.0L, 4cyl | 28 | 25/32 | \$1,950 | 6 | |
|-------------------|----|-------|---------|---|--|

| Manufacturer Model Configuration (trans, eng size, cyl) | MPG | | Annual Fuel Cost | GHG Rating | Notes |
|--|------|----------|------------------|------------|-------|
| | Comb | City/Hwy | | | |

SUBARU

Impreza 5-Door

| | | | | | |
|-------------------|----|-------|---------|---|--|
| AV-S7, 2.0L, 4cyl | 31 | 28/37 | \$1,750 | 7 | |
| M-5, 2.0L, 4cyl | 26 | 24/31 | \$2,100 | 6 | |

Impreza Sport 5-Door

| | | | | | |
|-------------------|----|-------|---------|---|--|
| AV-S7, 2.0L, 4cyl | 30 | 27/35 | \$1,800 | 7 | |
| M-5, 2.0L, 4cyl | 25 | 22/30 | \$2,200 | 5 | |

VOLKSWAGEN

Golf Alltrack

| | | | | | |
|-------------------|----|-------|---------|---|---|
| AM-S6, 1.8L, 4cyl | 25 | 22/30 | \$2,200 | 5 | T |
| M-6, 1.8L, 4cyl | 26 | 22/32 | \$2,100 | 6 | T |

Golf SportWagen

| | | | | | |
|------------------|----|-------|---------|---|---|
| A-S6, 1.8L, 4cyl | 29 | 25/34 | \$1,900 | 7 | T |
| M-5, 1.8L, 4cyl | 28 | 25/35 | \$1,950 | 6 | T |

Golf SportWagen 4motion

| | | | | | |
|-------------------|----|-------|---------|---|---|
| AM-S6, 1.8L, 4cyl | 25 | 22/30 | \$2,200 | 5 | T |
| M-6, 1.8L, 4cyl | 26 | 22/32 | \$2,100 | 6 | T |

VOLVO

V60 AWD

| | | | | | |
|------------------|----|-------|---------|---|----------|
| A-S8, 2.0L, 4cyl | 26 | 22/32 | \$2,650 | 6 | P T S SS |
| A-S8, 2.0L, 4cyl | 26 | 23/31 | \$2,100 | 6 | T SS |

V60 CC AWD

| | | | | | |
|------------------|----|-------|---------|---|------|
| A-S8, 2.0L, 4cyl | 25 | 22/30 | \$2,200 | 5 | T SS |
|------------------|----|-------|---------|---|------|

V60 FWD

| | | | | | |
|------------------|----|-------|---------|---|------|
| A-S8, 2.0L, 4cyl | 29 | 25/36 | \$1,900 | 7 | T SS |
|------------------|----|-------|---------|---|------|

V60 Polestar AWD

| | | | | | |
|------------------|----|-------|---------|---|----------|
| A-S8, 2.0L, 4cyl | 23 | 20/27 | \$3,000 | 5 | P T S SS |
|------------------|----|-------|---------|---|----------|

MIDSIZE STATION WAGONS

MERCEDES-BENZ

AMG GLA45 4matic

| | | | | | |
|------------------|----|-------|---------|---|--------|
| AM-7, 2.0L, 4cyl | 25 | 22/28 | \$2,750 | 5 | P T SS |
|------------------|----|-------|---------|---|--------|

E400 4matic (station wagon)

| | | | | | |
|-----------------|----|-------|---------|---|--------|
| A-9, 3.0L, 6cyl | 21 | 19/25 | \$3,250 | 4 | P T SS |
|-----------------|----|-------|---------|---|--------|

NISSAN

Murano AWD

| | | | | | |
|-------------------|----|-------|---------|---|--|
| AV-S7, 3.5L, 6cyl | 24 | 21/28 | \$2,300 | 5 | |
|-------------------|----|-------|---------|---|--|

Murano FWD

| | | | | | |
|-------------------|----|-------|---------|---|--|
| AV-S7, 3.5L, 6cyl | 24 | 21/28 | \$2,300 | 5 | |
|-------------------|----|-------|---------|---|--|

TOYOTA

Prius v

| | | | | | |
|------------------|----|-------|---------|---|--------|
| ▶ AV, 1.8L, 4cyl | 41 | 43/39 | \$1,350 | 9 | HEV SS |
|------------------|----|-------|---------|---|--------|

VOLVO

V90 CC AWD

| | | | | | |
|------------------|----|-------|---------|---|------|
| A-S8, 2.0L, 4cyl | 25 | 22/30 | \$2,750 | 5 | P SS |
|------------------|----|-------|---------|---|------|

| Manufacturer Model Configuration (trans, eng size, cyl) | MPG | | Annual Fuel Cost | GHG Rating | Notes |
|--|------|----------|------------------|------------|-------|
| | Comb | City/Hwy | | | |

SMALL PICKUP TRUCKS 2WD

CHEVROLET

Colorado 2WD

| | | | | | |
|-------------------|----|-------|---------|---|-----|
| A-6, 2.5L, 4cyl | 22 | 20/26 | \$2,500 | 5 | |
| M-6, 2.5L, 4cyl | 22 | 19/26 | \$2,500 | 5 | |
| ▶ A-6, 2.8L, 4cyl | 25 | 22/30 | \$2,350 | 5 | D T |
| A-8, 3.6L, 6cyl | 20 | 18/25 | \$2,750 | 4 | |

GMC

Canyon 2WD

| | | | | | |
|-------------------|----|-------|---------|---|-----|
| A-6, 2.5L, 4cyl | 22 | 20/26 | \$2,500 | 5 | |
| M-6, 2.5L, 4cyl | 22 | 19/26 | \$2,500 | 5 | |
| ▶ A-6, 2.8L, 4cyl | 25 | 22/30 | \$2,350 | 5 | D T |
| A-8, 3.6L, 6cyl | 20 | 18/25 | \$2,750 | 4 | |

HONDA

Ridgeline FWD

| | | | | | |
|-----------------|----|-------|---------|---|--|
| A-6, 3.5L, 6cyl | 22 | 19/26 | \$2,500 | 5 | |
|-----------------|----|-------|---------|---|--|

NISSAN

Frontier 2WD

| | | | | | |
|-----------------|----|-------|---------|---|--|
| A-5, 2.5L, 4cyl | 19 | 17/22 | \$2,900 | 4 | |
| M-5, 2.5L, 4cyl | 21 | 19/23 | \$2,600 | 4 | |
| A-5, 4.0L, 6cyl | 19 | 16/23 | \$2,900 | 4 | |
| M-6, 4.0L, 6cyl | 19 | 16/22 | \$2,900 | 4 | |

Frontier 2WD FFV

| | | | | | |
|-----------------|----|-------|---------|---|-----|
| A-5, 4.0L, 6cyl | 18 | 16/22 | \$3,050 | 3 | Gas |
| | 13 | 11/16 | \$2,950 | 4 | E85 |

TOYOTA

Tacoma 2WD

| | | | | | |
|------------------|----|-------|---------|---|--|
| A-S6, 2.7L, 4cyl | 21 | 19/23 | \$2,600 | 4 | |
| A-S6, 3.5L, 6cyl | 21 | 19/24 | \$2,600 | 4 | |

SMALL PICKUP TRUCKS 4WD

CHEVROLET

Colorado 4WD

| | | | | | |
|-----------------|----|-------|---------|---|-----|
| A-6, 2.5L, 4cyl | 21 | 19/24 | \$2,600 | 4 | |
| A-6, 2.8L, 4cyl | 23 | 20/28 | \$2,600 | 4 | D T |
| A-8, 3.6L, 6cyl | 19 | 17/24 | \$2,900 | 4 | |

Colorado ZR2 4WD

| | | | | | |
|-----------------|----|-------|---------|---|-----|
| A-6, 2.8L, 4cyl | 20 | 19/22 | \$2,950 | 3 | D T |
| A-8, 3.6L, 6cyl | 17 | 16/18 | \$3,200 | 3 | |

GMC

Canyon 4WD

| | | | | | |
|-----------------|----|-------|---------|---|-----|
| A-6, 2.5L, 4cyl | 21 | 19/24 | \$2,600 | 4 | |
| A-6, 2.8L, 4cyl | 23 | 20/28 | \$2,600 | 4 | D T |
| A-8, 3.6L, 6cyl | 19 | 17/24 | \$2,900 | 4 | |

| Manufacturer Model Configuration (trans, eng size, cyl) | MPG | | Annual Fuel Cost | GHG Rating | Notes |
|--|------|----------|------------------|------------|-------|
| | Comb | City/Hwy | | | |

NISSAN

Frontier 4WD

| | | | | | |
|-----------------|----|-------|---------|---|-------|
| A-5, 4.0L, 6cyl | 17 | 15/21 | \$3,200 | 3 | PT4WD |
| M-6, 4.0L, 6cyl | 18 | 16/21 | \$3,050 | 3 | PT4WD |

Frontier 4WD FFV

| | | | | | |
|-----------------|----|-------|---------|---|-----|
| A-5, 4.0L, 6cyl | 17 | 15/21 | \$3,200 | 3 | Gas |
| | 12 | 11/15 | \$3,200 | 3 | E85 |

TOYOTA

Tacoma 4WD

| | | | | | |
|------------------|----|-------|---------|---|-------|
| A-S6, 2.7L, 4cyl | 20 | 19/22 | \$2,750 | 4 | PT4WD |
| M-5, 2.7L, 4cyl | 20 | 19/21 | \$2,750 | 4 | PT4WD |
| A-S6, 3.5L, 6cyl | 20 | 18/23 | \$2,750 | 4 | PT4WD |
| M-6, 3.5L, 6cyl | 18 | 17/21 | \$3,050 | 3 | PT4WD |

Tacoma 4WD Double Cab Off-Road

| | | | | | |
|-----------------|----|-------|---------|---|-------|
| M-6, 3.5L, 6cyl | 18 | 17/20 | \$3,050 | 3 | PT4WD |
|-----------------|----|-------|---------|---|-------|

STANDARD PICKUP TRUCKS 2WD

CHEVROLET

Silverado 15 Hybrid 2WD

| | | | | | |
|-----------------|----|-------|---------|---|--------|
| A-8, 5.3L, 8cyl | 20 | 18/24 | \$2,750 | 4 | HEV SS |
|-----------------|----|-------|---------|---|--------|

Silverado C15 2WD

| | | | | | |
|-----------------|----|-------|---------|---|-----|
| A-6, 4.3L, 6cyl | 20 | 18/24 | \$2,750 | 4 | Gas |
| | 14 | 12/16 | \$2,750 | 4 | E85 |
| A-6, 5.3L, 8cyl | 19 | 16/23 | \$2,900 | 4 | |
| A-6, 5.3L, 8cyl | 19 | 16/23 | \$2,900 | 4 | Gas |
| | 14 | 12/17 | \$2,750 | 4 | E85 |
| A-8, 5.3L, 8cyl | 18 | 16/22 | \$3,050 | 3 | |
| A-8, 6.2L, 8cyl | 17 | 15/21 | \$3,200 | 3 | |

FORD

F150 2.7L 2WD GVWR>6649 LBS

| | | | | | |
|------------------|----|-------|---------|---|------|
| A-S6, 2.7L, 6cyl | 21 | 18/24 | \$2,600 | 4 | T SS |
|------------------|----|-------|---------|---|------|

F150 2WD BASE PAYLOAD LT TIRE

| | | | | | |
|-------------------|----|-------|---------|---|------|
| A-S6, 2.7L, 6cyl | 21 | 19/24 | \$2,600 | 4 | T SS |
| A-S10, 3.5L, 6cyl | 20 | 18/23 | \$2,750 | 4 | T SS |

F150 3.5L 2WD GVWR>7599 LBS

| | | | | | |
|-------------------|----|-------|---------|---|------|
| A-S10, 3.5L, 6cyl | 19 | 17/22 | \$2,900 | 4 | T SS |
|-------------------|----|-------|---------|---|------|

F150 5.0L 2WD FFV GVWR>7599 LBS

| | | | | | |
|------------------|----|-------|---------|---|-----|
| A-S6, 5.0L, 8cyl | 16 | 14/20 | \$3,400 | 2 | Gas |
| | 13 | 11/16 | \$2,950 | 4 | E85 |

F150 Pickup 2WD

| | | | | | |
|-------------------|----|-------|---------|---|------|
| A-S6, 2.7L, 6cyl | 22 | 19/26 | \$2,500 | 5 | T SS |
| A-S10, 3.5L, 6cyl | 21 | 18/25 | \$2,600 | 4 | T SS |

F150 Pickup 2WD FFV

| | | | | | |
|------------------|----|-------|---------|---|-----|
| A-6, 3.5L, 6cyl | 20 | 18/24 | \$2,750 | 4 | Gas |
| | 15 | 13/18 | \$2,550 | 4 | E85 |
| A-S6, 5.0L, 8cyl | 18 | 15/22 | \$3,050 | 3 | Gas |
| | 13 | 11/16 | \$2,950 | 4 | E85 |

| Manufacturer Model Configuration (trans, eng size, cyl) | MPG | | Annual Fuel Cost | GHG Rating | Notes |
|--|------|----------|------------------|------------|-------|
| | Comb | City/Hwy | | | |

GMC

Sierra 15 Hybrid 2WD

| | | | | | |
|-----------------|----|-------|---------|---|--------|
| A-8, 5.3L, 8cyl | 20 | 18/24 | \$2,750 | 4 | HEV SS |
|-----------------|----|-------|---------|---|--------|

Sierra C15 2WD

| | | | | | |
|-----------------|----|-------|---------|---|-----|
| A-6, 4.3L, 6cyl | 20 | 18/24 | \$2,750 | 4 | Gas |
| | 14 | 12/16 | \$2,750 | 4 | E85 |
| A-6, 5.3L, 8cyl | 19 | 16/23 | \$2,900 | 4 | |
| A-6, 5.3L, 8cyl | 19 | 16/23 | \$2,900 | 4 | Gas |
| | 14 | 12/17 | \$2,750 | 4 | E85 |
| A-8, 5.3L, 8cyl | 18 | 16/22 | \$3,050 | 3 | |
| A-8, 6.2L, 8cyl | 17 | 15/21 | \$3,200 | 3 | |

NISSAN

Titan 2WD

| | | | | | |
|------------------|----|-------|---------|---|--|
| A-S7, 5.6L, 8cyl | 18 | 15/21 | \$3,050 | 3 | |
|------------------|----|-------|---------|---|--|

RAM

1500 2WD

| | | | | | |
|-----------------|----|-------|---------|---|-----|
| A-8, 3.0L, 6cyl | 23 | 20/27 | \$2,600 | 4 | D T |
| A-8, 3.6L, 6cyl | 20 | 17/25 | \$2,750 | 4 | Gas |
| | 14 | 12/17 | \$2,750 | 4 | E85 |
| A-8, 5.7L, 8cyl | 17 | 15/22 | \$3,700 | 3 | Mid |

ROUSH PERFORMANCE

F150 Pickup 2WD

| | | | | | |
|------------------|----|-------|---------|---|-----|
| A-S6, 5.0L, 8cyl | 13 | 12/14 | \$5,250 | 1 | P S |
|------------------|----|-------|---------|---|-----|

TOYOTA

Tundra 2WD

| | | | | | |
|------------------|----|-------|---------|---|--|
| A-S6, 4.6L, 8cyl | 16 | 15/19 | \$3,400 | 2 | |
| A-S6, 5.7L, 8cyl | 15 | 13/18 | \$3,650 | 2 | |

Tundra 2WD FFV

| | | | | | |
|------------------|----|-------|---------|---|-----|
| A-S6, 5.7L, 8cyl | 15 | 13/18 | \$3,650 | 2 | Gas |
| | 11 | 9/13 | \$3,500 | 2 | E85 |

STANDARD PICKUP TRUCKS 4WD

CHEVROLET

Silverado 15 Hybrid 4WD

| | | | | | |
|-----------------|----|-------|---------|---|--------|
| A-8, 5.3L, 8cyl | 18 | 16/21 | \$3,050 | 3 | HEV SS |
|-----------------|----|-------|---------|---|--------|

Silverado K15 4WD

| | | | | | |
|-----------------|----|-------|---------|---|-----|
| A-6, 4.3L, 6cyl | 19 | 17/22 | \$2,900 | 4 | Gas |
| | 13 | 12/15 | \$2,950 | 3 | E85 |
| A-6, 5.3L, 8cyl | 18 | 16/22 | \$3,050 | 3 | |
| A-6, 5.3L, 8cyl | 18 | 16/22 | \$3,050 | 3 | Gas |
| | 13 | 11/16 | \$2,950 | 3 | E85 |
| A-8, 5.3L, 8cyl | 17 | 15/20 | \$3,200 | 3 | |
| A-8, 6.2L, 8cyl | 17 | 15/20 | \$3,200 | 3 | |

FORD

F150 2.7L 4WD GVWR>6799 LBS

| | | | | | |
|------------------|----|-------|---------|---|------------|
| A-S6, 2.7L, 6cyl | 19 | 18/22 | \$2,900 | 4 | T PT4WD SS |
|------------------|----|-------|---------|---|------------|

F150 3.5L 4WD GVWR>7599 LBS

| | | | | | |
|-------------------|----|-------|---------|---|------------|
| A-S10, 3.5L, 6cyl | 19 | 17/21 | \$2,900 | 4 | T PT4WD SS |
|-------------------|----|-------|---------|---|------------|

| Manufacturer Model Configuration (trans, eng size, cyl) | MPG | | Annual Fuel Cost | GHG Rating | Notes |
|--|------|----------|------------------|------------|-------|
| | Comb | City/Hwy | | | |

F150 4WD BASE PAYLOAD LT TIRE

| | | | | | |
|-------------------|----|-------|---------|---|------------|
| A-S6, 2.7L, 6cyl | 19 | 17/21 | \$2,900 | 4 | T PT4WD SS |
| A-S10, 3.5L, 6cyl | 19 | 17/22 | \$2,900 | 4 | T PT4WD SS |

F150 4WD FFV BASE PAYLOAD LT TIRE

| | | | | | |
|------------------|----|-------|---------|---|-----|
| A-S6, 5.0L, 8cyl | 17 | 15/20 | \$3,200 | 3 | Gas |
| | 13 | 11/16 | \$2,950 | 3 | E85 |

F150 5.0L 4WD FFV GVWR>7599 LBS

| | | | | | |
|------------------|----|-------|---------|---|-----|
| A-S6, 5.0L, 8cyl | 16 | 14/19 | \$3,400 | 2 | Gas |
| | 13 | 11/16 | \$2,950 | 3 | E85 |

F150 Pickup 4WD

| | | | | | |
|-------------------|----|-------|---------|---|------------|
| A-S6, 2.7L, 6cyl | 20 | 18/23 | \$2,750 | 4 | T PT4WD SS |
| A-S10, 3.5L, 6cyl | 20 | 17/23 | \$2,750 | 4 | T PT4WD SS |

F150 Pickup 4WD FFV

| | | | | | |
|------------------|----|-------|---------|---|-----|
| A-6, 3.5L, 6cyl | 19 | 17/23 | \$2,900 | 4 | Gas |
| | 14 | 12/17 | \$2,750 | 4 | E85 |
| A-S6, 5.0L, 8cyl | 17 | 15/21 | \$3,200 | 3 | Gas |
| | 13 | 11/16 | \$2,950 | 3 | E85 |

F150 RAPTOR 4WD

| | | | | | |
|-------------------|----|-------|---------|---|------------|
| A-S10, 3.5L, 6cyl | 16 | 15/18 | \$3,400 | 2 | T PT4WD SS |
|-------------------|----|-------|---------|---|------------|

GMC

Sierra 15 Hybrid 4WD

| | | | | | |
|-----------------|----|-------|---------|---|--------|
| A-8, 5.3L, 8cyl | 18 | 16/21 | \$3,050 | 3 | HEV SS |
|-----------------|----|-------|---------|---|--------|

Sierra K15 4WD

| | | | | | |
|-----------------|----|-------|---------|---|-----|
| A-6, 4.3L, 6cyl | 19 | 17/22 | \$2,900 | 4 | Gas |
| | 13 | 12/15 | \$2,950 | 4 | E85 |
| A-6, 5.3L, 8cyl | 18 | 16/22 | \$3,050 | 3 | |
| A-6, 5.3L, 8cyl | 18 | 16/22 | \$3,050 | 3 | Gas |
| | 13 | 11/16 | \$2,950 | 3 | E85 |
| A-8, 5.3L, 8cyl | 17 | 15/20 | \$3,200 | 3 | |
| A-8, 6.2L, 8cyl | 17 | 15/20 | \$3,200 | 3 | |

HONDA

Ridgeline AWD

| | | | | | |
|-----------------|----|-------|---------|---|--|
| A-6, 3.5L, 6cyl | 21 | 18/25 | \$2,600 | 4 | |
|-----------------|----|-------|---------|---|--|

NISSAN

Titan 4WD

| | | | | | |
|------------------|----|-------|---------|---|-------|
| A-S7, 5.6L, 8cyl | 18 | 15/21 | \$3,050 | 3 | PT4WD |
|------------------|----|-------|---------|---|-------|

Titan 4WD PRO4X

| | | | | | |
|------------------|----|-------|---------|---|-------|
| A-S7, 5.6L, 8cyl | 17 | 15/20 | \$3,200 | 3 | PT4WD |
|------------------|----|-------|---------|---|-------|

RAM

1500 4WD

| | | | | | |
|-----------------|----|-------|---------|---|-----|
| A-8, 3.0L, 6cyl | 22 | 19/27 | \$2,700 | 4 | D T |
| A-8, 3.6L, 6cyl | 19 | 16/23 | \$2,900 | 4 | Gas |
| | 13 | 11/16 | \$2,950 | 3 | E85 |
| A-6, 5.7L, 8cyl | 15 | 13/19 | \$4,200 | 2 | Mid |
| A-8, 5.7L, 8cyl | 17 | 15/21 | \$3,700 | 3 | Mid |

ROUSH PERFORMANCE

F150 Pickup 4WD

| | | | | | |
|------------------|----|-------|---------|---|-----|
| A-S6, 5.0L, 8cyl | 13 | 12/14 | \$5,250 | 1 | P S |
|------------------|----|-------|---------|---|-----|

| Manufacturer Model Configuration (trans, eng size, cyl) | MPG | | Annual Fuel Cost | GHG Rating | Notes |
|--|------|----------|------------------|------------|-------|
| | Comb | City/Hwy | | | |

TOYOTA

Tundra 4WD

| | | | | | |
|------------------|----|-------|---------|---|-------|
| A-S6, 4.6L, 8cyl | 16 | 14/18 | \$3,400 | 2 | PT4WD |
| A-S6, 5.7L, 8cyl | 15 | 13/17 | \$3,650 | 2 | PT4WD |

Tundra 4WD FFV

| | | | | | |
|------------------|----|-------|---------|---|-----|
| A-S6, 5.7L, 8cyl | 15 | 13/17 | \$3,650 | 2 | Gas |
| | 10 | 9/12 | \$3,800 | 2 | E85 |

VANS, PASSENGER TYPE

CHEVROLET

Express 2500 2WD Passenger

| | | | | | |
|-----------------|----|-------|---------|---|--|
| A-6, 6.0L, 8cyl | 13 | 11/16 | \$4,200 | 1 | |
|-----------------|----|-------|---------|---|--|

Express 3500 2WD Passenger

| | | | | | |
|-----------------|----|-------|---------|---|--|
| A-6, 6.0L, 8cyl | 12 | 11/16 | \$4,550 | 1 | |
|-----------------|----|-------|---------|---|--|

FORD

Transit T150 Wagon

| | | | | | |
|--------------------|----|-------|---------|---|---|
| ▶ A-S6, 3.5L, 6cyl | 16 | 15/19 | \$3,400 | 2 | T |
|--------------------|----|-------|---------|---|---|

Transit T150 Wagon FFV

| | | | | | |
|--------------------|----|-------|---------|---|-----|
| ▶ A-S6, 3.7L, 6cyl | 16 | 14/18 | \$3,400 | 2 | Gas |
| | 11 | 10/13 | \$3,500 | 2 | E85 |

GMC

Savana 2500 2WD (Passenger)

| | | | | | |
|-----------------|----|-------|---------|---|--|
| A-6, 6.0L, 8cyl | 13 | 11/16 | \$4,200 | 1 | |
|-----------------|----|-------|---------|---|--|

Savana 3500 2WD (Passenger)

| | | | | | |
|-----------------|----|-------|---------|---|--|
| A-6, 6.0L, 8cyl | 12 | 11/16 | \$4,550 | 1 | |
|-----------------|----|-------|---------|---|--|

SPECIAL PURPOSE VEHICLES 2WD

CADILLAC

XTS Hearse

| | | | | | |
|------------------|----|-------|---------|---|--|
| A-S6, 3.6L, 6cyl | 17 | 15/21 | \$3,200 | 3 | |
|------------------|----|-------|---------|---|--|

XTS Limo

| | | | | | |
|------------------|----|-------|---------|---|-----|
| A-S6, 3.6L, 6cyl | 17 | 15/21 | \$3,200 | 3 | Tax |
|------------------|----|-------|---------|---|-----|

CHEVROLET

City Express Cargo Van

| | | | | | |
|----------------|----|-------|---------|---|--|
| AV, 2.0L, 4cyl | 25 | 24/26 | \$2,200 | 5 | |
|----------------|----|-------|---------|---|--|

Colorado Cab Chassis 2WD

| | | | | | |
|-----------------|----|-------|---------|---|--|
| A-8, 3.6L, 6cyl | 15 | 15/15 | \$3,650 | 2 | |
|-----------------|----|-------|---------|---|--|

Silverado C15 Cab Chassis 2WD

| | | | | | |
|-----------------|----|-------|---------|---|--|
| A-6, 5.3L, 8cyl | 17 | 15/20 | \$3,200 | 3 | |
|-----------------|----|-------|---------|---|--|

FORD

Transit Connect Van 2WD

| | | | | | |
|------------------|----|-------|---------|---|--|
| A-S6, 2.5L, 4cyl | 23 | 20/27 | \$2,400 | 5 | |
|------------------|----|-------|---------|---|--|

Transit Connect Van FFV

| | | | | | |
|------------------|----|-------|---------|---|-----|
| A-S6, 2.5L, 4cyl | 23 | 20/27 | \$2,400 | 5 | Gas |
| | 17 | 15/20 | \$2,250 | 5 | E85 |

| Manufacturer Model Configuration (trans, eng size, cyl) | MPG | | Annual Fuel Cost | GHG Rating | Notes |
|--|------|----------|------------------|------------|-------|
| | Comb | City/Hwy | | | |
| Transit Connect Wagon FFV | | | | | |
| A-S6, 2.5L, 4cyl | 22 | 19/27 | \$2,500 | 5 | Gas |
| | 16 | 14/19 | \$2,400 | 5 | E85 |
| Transit Connect Wagon FWD | | | | | |
| A-S6, 2.5L, 4cyl | 22 | 19/27 | \$2,500 | 5 | |
| Transit Connect Wagon LWB FFV | | | | | |
| A-S6, 2.5L, 4cyl | 22 | 19/27 | \$2,500 | 5 | Gas |
| | 16 | 14/20 | \$2,400 | 5 | E85 |
| Transit Connect Wagon LWB FWD | | | | | |
| A-S6, 2.5L, 4cyl | 22 | 19/27 | \$2,500 | 5 | |

GMC

Canyon Cab Chassis 2WD

| | | | | | |
|-----------------|----|-------|---------|---|--|
| A-8, 3.6L, 6cyl | 15 | 15/15 | \$3,650 | 2 | |
|-----------------|----|-------|---------|---|--|

Sierra C15 Cab Chassis 2WD

| | | | | | |
|-----------------|----|-------|---------|---|--|
| A-6, 5.3L, 8cyl | 17 | 15/20 | \$3,200 | 3 | |
|-----------------|----|-------|---------|---|--|

MERCEDES-BENZ

Metris (Cargo Van)

| | | | | | |
|-----------------|----|-------|---------|---|--------|
| A-7, 2.0L, 4cyl | 22 | 21/24 | \$3,100 | 5 | P T SS |
|-----------------|----|-------|---------|---|--------|

Metris (Passenger Van)

| | | | | | |
|-----------------|----|-------|---------|---|--------|
| A-7, 2.0L, 4cyl | 22 | 20/23 | \$3,100 | 5 | P T SS |
|-----------------|----|-------|---------|---|--------|

NISSAN

NV200 Cargo Van

| | | | | | |
|----------------|----|-------|---------|---|--|
| AV, 2.0L, 4cyl | 25 | 24/26 | \$2,200 | 5 | |
|----------------|----|-------|---------|---|--|

NV200 NYC Taxi

| | | | | | |
|----------------|----|-------|---------|---|--|
| AV, 2.0L, 4cyl | 24 | 23/26 | \$2,300 | 5 | |
|----------------|----|-------|---------|---|--|

RAM

Promaster City

| | | | | | |
|-----------------|----|-------|---------|---|--|
| A-9, 2.4L, 4cyl | 24 | 21/28 | \$2,300 | 5 | |
|-----------------|----|-------|---------|---|--|

SPECIAL PURPOSE VEHICLES 4WD

CHEVROLET

Silverado K15 Cab Chassis 4WD

| | | | | | |
|-----------------|----|-------|---------|---|--|
| A-6, 5.3L, 8cyl | 17 | 15/19 | \$3,200 | 3 | |
|-----------------|----|-------|---------|---|--|

GMC

Sierra K15 Cab Chassis 4WD

| | | | | | |
|-----------------|----|-------|---------|---|--|
| A-6, 5.3L, 8cyl | 17 | 15/19 | \$3,200 | 3 | |
|-----------------|----|-------|---------|---|--|

LINCOLN

MKT Hearse AWD

| | | | | | |
|-----------------|----|-------|---------|---|---|
| A-6, 3.5L, 6cyl | 16 | 14/19 | \$3,400 | 2 | T |
|-----------------|----|-------|---------|---|---|

MKT Limo AWD

| | | | | | |
|-----------------|----|-------|---------|---|---|
| A-6, 3.5L, 6cyl | 15 | 14/19 | \$3,650 | 2 | T |
|-----------------|----|-------|---------|---|---|

MKT Livery AWD

| | | | | | |
|-----------------|----|-------|---------|---|--|
| A-6, 3.7L, 6cyl | 18 | 16/23 | \$3,050 | 3 | |
|-----------------|----|-------|---------|---|--|

| Manufacturer Model Configuration (trans, eng size, cyl) | MPG | | Annual Fuel Cost | GHG Rating | Notes |
|--|------|----------|------------------|------------|-------|
| | Comb | City/Hwy | | | |
| MINIVANS 2WD | | | | | |

CHRYSLER

Pacifica

| | | | | | |
|-------------------|----|-------|---------|---|----|
| ▶ A-9, 3.6L, 6cyl | 22 | 19/28 | \$2,500 | 5 | SS |
|-------------------|----|-------|---------|---|----|

| | | | | | |
|-------------------|----|-------|---------|---|--|
| ▶ A-9, 3.6L, 6cyl | 22 | 18/28 | \$2,500 | 5 | |
|-------------------|----|-------|---------|---|--|

Pacifica Hybrid

| | | | | | |
|------------------|-------------|--|--|--|---------|
| ▶ AV, 3.6L, 6cyl | See page 38 | | | | PHEV SS |
|------------------|-------------|--|--|--|---------|

DODGE

Grand Caravan

| | | | | | |
|-----------------|----|-------|---------|---|--|
| A-6, 3.6L, 6cyl | 20 | 17/25 | \$2,750 | 4 | |
|-----------------|----|-------|---------|---|--|

| | | | | | |
|-----------------|----|-------|---------|---|-----|
| A-6, 3.6L, 6cyl | 20 | 17/25 | \$2,750 | 4 | Gas |
|-----------------|----|-------|---------|---|-----|

| | | | | | |
|--|----|-------|---------|---|-----|
| | 14 | 12/18 | \$2,750 | 4 | E85 |
|--|----|-------|---------|---|-----|

HONDA

Odyssey

| | | | | | |
|-------------------|----|-------|---------|---|--|
| ▶ A-6, 3.5L, 6cyl | 22 | 19/27 | \$2,500 | 5 | |
|-------------------|----|-------|---------|---|--|

KIA

Sedona

| | | | | | |
|------------------|----|-------|---------|---|--|
| A-S6, 3.3L, 6cyl | 20 | 18/24 | \$2,750 | 4 | |
|------------------|----|-------|---------|---|--|

Sedona SX

| | | | | | |
|------------------|----|-------|---------|---|--|
| A-S6, 3.3L, 6cyl | 21 | 18/25 | \$2,600 | 4 | |
|------------------|----|-------|---------|---|--|

Sedona SXL

| | | | | | |
|------------------|----|-------|---------|---|--|
| A-S6, 3.3L, 6cyl | 19 | 17/22 | \$2,900 | 4 | |
|------------------|----|-------|---------|---|--|

NISSAN

Quest

| | | | | | |
|------------------|----|-------|---------|---|--|
| ▶ AV, 3.5L, 6cyl | 22 | 20/27 | \$2,500 | 5 | |
|------------------|----|-------|---------|---|--|

TOYOTA

Sienna 2WD

| | | | | | |
|--------------------|----|-------|---------|---|--|
| ▶ A-S8, 3.5L, 6cyl | 22 | 19/27 | \$2,500 | 5 | |
|--------------------|----|-------|---------|---|--|

MINIVANS 4WD

TOYOTA

Sienna AWD

| | | | | | |
|------------------|----|-------|---------|---|--|
| A-S8, 3.5L, 6cyl | 20 | 18/24 | \$2,750 | 4 | |
|------------------|----|-------|---------|---|--|

SMALL SPORT UTILITY VEHICLES 2WD

ACURA

MDX FWD

| | | | | | |
|------------------|----|-------|---------|---|------|
| A-S9, 3.5L, 6cyl | 23 | 20/27 | \$3,000 | 5 | P SS |
|------------------|----|-------|---------|---|------|

| | | | | | |
|------------------|----|-------|---------|---|---|
| A-S9, 3.5L, 6cyl | 22 | 19/27 | \$3,100 | 5 | P |
|------------------|----|-------|---------|---|---|

RDX FWD

| | | | | | |
|------------------|----|-------|---------|---|---|
| A-S6, 3.5L, 6cyl | 23 | 20/28 | \$3,000 | 5 | P |
|------------------|----|-------|---------|---|---|

BMW

X3 sDrive28i

| | | | | | |
|------------------|----|-------|---------|---|--------|
| A-S8, 2.0L, 4cyl | 24 | 21/28 | \$2,850 | 5 | P T SS |
|------------------|----|-------|---------|---|--------|

| Manufacturer Model Configuration (trans, eng size, cyl) | MPG | | Annual Fuel Cost | GHG Rating | Notes |
|--|------|----------|------------------|------------|-------|
| | Comb | City/Hwy | | | |

BUICK

Encore

| | | | | | |
|------------------|----|-------|---------|---|------|
| A-S6, 1.4L, 4cyl | 30 | 27/33 | \$1,800 | 7 | T SS |
| A-S6, 1.4L, 4cyl | 28 | 25/33 | \$1,950 | 6 | T |

Envision FWD

| | | | | | |
|-----------------|----|-------|---------|---|----|
| A-6, 2.5L, 4cyl | 25 | 22/29 | \$2,200 | 5 | SS |
|-----------------|----|-------|---------|---|----|

BYD

e6

| | | | | | |
|-------|----|-------|---------|----|----|
| ▶ A-1 | 72 | 73/71 | \$1,050 | 10 | EV |
|-------|----|-------|---------|----|----|

CADILLAC

XT5

| | | | | | |
|------------------|----|-------|---------|---|----|
| A-S8, 3.6L, 6cyl | 22 | 19/27 | \$2,500 | 5 | SS |
|------------------|----|-------|---------|---|----|

CHEVROLET

Equinox FWD

| | | | | | |
|-----------------|----|-------|---------|---|-----|
| A-6, 2.4L, 4cyl | 25 | 21/31 | \$2,200 | 5 | |
| A-6, 2.4L, 4cyl | 25 | 21/31 | \$2,200 | 5 | Gas |
| | 17 | 15/21 | \$2,250 | 5 | E85 |
| A-6, 3.6L, 6cyl | 20 | 17/24 | \$2,750 | 4 | |

Trax

| | | | | | |
|------------------|----|-------|---------|---|---|
| A-S6, 1.4L, 4cyl | 28 | 25/33 | \$1,950 | 6 | T |
|------------------|----|-------|---------|---|---|

DODGE

Journey

| | | | | | |
|-----------------|----|-------|---------|---|-----|
| A-4, 2.4L, 4cyl | 21 | 19/25 | \$2,600 | 4 | |
| A-6, 3.6L, 6cyl | 19 | 17/25 | \$2,900 | 4 | Gas |
| | 14 | 12/18 | \$2,750 | 4 | E85 |

FIAT

500 X

| | | | | | |
|-----------------|----|-------|---------|---|-----|
| M-6, 1.4L, 4cyl | 28 | 25/33 | \$2,450 | 6 | P T |
| A-9, 2.4L, 4cyl | 25 | 22/30 | \$2,200 | 5 | |

FORD

Edge FWD

| | | | | | |
|------------------|----|-------|---------|---|------|
| A-S6, 2.0L, 4cyl | 24 | 21/29 | \$2,300 | 5 | T SS |
| A-S6, 2.0L, 4cyl | 24 | 20/29 | \$2,300 | 5 | T |
| A-S6, 3.5L, 6cyl | 20 | 17/26 | \$2,750 | 4 | |

Escape FWD

| | | | | | |
|------------------|----|-------|---------|---|------|
| A-S6, 1.5L, 4cyl | 26 | 23/30 | \$2,100 | 6 | T SS |
| A-S6, 2.0L, 4cyl | 25 | 22/29 | \$2,200 | 5 | T SS |
| A-S6, 2.5L, 4cyl | 24 | 21/29 | \$2,300 | 5 | |

Escape FWD FFV

| | | | | | |
|------------------|----|-------|---------|---|-----|
| A-S6, 2.5L, 4cyl | 24 | 21/29 | \$2,300 | 5 | Gas |
| | 18 | 15/22 | \$2,100 | 5 | E85 |

| Manufacturer Model Configuration (trans, eng size, cyl) | MPG | | Annual Fuel Cost | GHG Rating | Notes |
|--|------|----------|------------------|------------|-------|
| | Comb | City/Hwy | | | |

GMC

Terrain FWD

| | | | | | |
|-----------------|----|-------|---------|---|-----|
| A-6, 2.4L, 4cyl | 25 | 21/31 | \$2,200 | 5 | |
| A-6, 2.4L, 4cyl | 25 | 21/31 | \$2,200 | 5 | Gas |
| | 17 | 15/21 | \$2,250 | 5 | E85 |
| A-6, 3.6L, 6cyl | 20 | 17/24 | \$2,750 | 4 | |

HONDA

CR-V FWD

| | | | | | |
|----------------|----|-------|---------|---|---|
| AV, 1.5L, 4cyl | 30 | 28/34 | \$1,800 | 7 | T |
| AV, 2.4L, 4cyl | 28 | 26/32 | \$1,950 | 6 | |

Pilot FWD

| | | | | | |
|------------------|----|-------|---------|---|----|
| A-6, 3.5L, 6cyl | 22 | 19/27 | \$2,500 | 5 | |
| A-S9, 3.5L, 6cyl | 23 | 20/27 | \$2,400 | 5 | SS |

HYUNDAI

Santa Fe FWD

| | | | | | |
|------------------|----|-------|---------|---|--|
| A-S6, 3.3L, 6cyl | 21 | 18/25 | \$2,600 | 4 | |
|------------------|----|-------|---------|---|--|

Santa Fe Sport FWD

| | | | | | |
|------------------|----|-------|---------|---|---|
| A-S6, 2.0L, 4cyl | 23 | 20/28 | \$2,400 | 5 | T |
| A-S6, 2.4L, 4cyl | 24 | 21/27 | \$2,300 | 5 | |

Santa Fe Sport Ultimate FWD

| | | | | | |
|------------------|----|-------|---------|---|---|
| A-S6, 2.0L, 4cyl | 23 | 20/27 | \$2,400 | 5 | T |
|------------------|----|-------|---------|---|---|

Santa Fe Ultimate FWD

| | | | | | |
|------------------|----|-------|---------|---|--|
| A-S6, 3.3L, 6cyl | 20 | 17/23 | \$2,750 | 4 | |
|------------------|----|-------|---------|---|--|

Tucson Eco FWD

| | | | | | |
|------------------|----|-------|---------|---|---|
| AM-7, 1.6L, 4cyl | 28 | 26/32 | \$1,950 | 6 | T |
|------------------|----|-------|---------|---|---|

Tucson Fuel Cell

| | | | | | |
|-----|----|-------|----|----|-------|
| A-1 | 50 | 49/51 | NA | 10 | H FCV |
|-----|----|-------|----|----|-------|

Tucson FWD

| | | | | | |
|------------------|----|-------|---------|---|---|
| AM-7, 1.6L, 4cyl | 27 | 25/30 | \$2,050 | 6 | T |
| A-S6, 2.0L, 4cyl | 26 | 23/30 | \$2,100 | 6 | |

INFINITI

QX60 FWD

| | | | | | |
|-------------------|----|-------|---------|---|---|
| AV-S7, 3.5L, 6cyl | 22 | 20/27 | \$3,100 | 5 | P |
|-------------------|----|-------|---------|---|---|

QX70 RWD

| | | | | | |
|------------------|----|-------|---------|---|---|
| A-S7, 3.7L, 6cyl | 19 | 17/24 | \$3,600 | 4 | P |
|------------------|----|-------|---------|---|---|

JEEP

Cherokee FWD

| | | | | | |
|-----------------|----|-------|---------|---|--------|
| A-9, 2.4L, 4cyl | 25 | 21/30 | \$2,200 | 5 | |
| A-9, 2.4L, 4cyl | 25 | 21/30 | \$2,200 | 5 | Gas |
| | 18 | 15/22 | \$2,100 | 5 | E85 |
| A-9, 3.2L, 6cyl | 24 | 21/29 | \$2,600 | 5 | Mid SS |

Compass FWD

| | | | | | |
|-----------------|----|-------|---------|---|--|
| AV, 2.0L, 4cyl | 24 | 22/26 | \$2,300 | 5 | |
| M-5, 2.0L, 4cyl | 25 | 23/30 | \$2,200 | 5 | |
| A-6, 2.4L, 4cyl | 23 | 21/27 | \$2,400 | 5 | |
| M-5, 2.4L, 4cyl | 25 | 23/28 | \$2,200 | 5 | |

| Manufacturer Model Configuration (trans, eng size, cyl) | MPG | | Annual Fuel Cost | GHG Rating | Notes |
|--|------|----------|------------------|------------|-------|
| | Comb | City/Hwy | | | |
| New Compass 2WD | | | | | |
| A-6, 2.4L, 4cyl | 25 | 22/31 | \$2,200 | 5 | SS |
| M-6, 2.4L, 4cyl | 26 | 23/32 | \$2,100 | 6 | |
| Patriot FWD | | | | | |
| AV, 2.0L, 4cyl | 24 | 22/26 | \$2,300 | 5 | |
| M-5, 2.0L, 4cyl | 25 | 23/30 | \$2,200 | 5 | |
| A-6, 2.4L, 4cyl | 23 | 21/27 | \$2,400 | 5 | |
| M-5, 2.4L, 4cyl | 25 | 23/28 | \$2,200 | 5 | |
| Renegade 2WD | | | | | |
| M-6, 1.4L, 4cyl | 26 | 24/31 | \$2,650 | 6 | P T |
| A-9, 2.4L, 4cyl | 25 | 22/30 | \$2,200 | 5 | Gas |
| | 19 | 16/23 | \$2,000 | 6 | E85 |

KIA

Sorento FWD

| | | | | | |
|------------------|----|-------|---------|---|---|
| A-S6, 2.0L, 4cyl | 23 | 20/27 | \$2,400 | 5 | T |
| A-S6, 2.4L, 4cyl | 24 | 21/28 | \$2,300 | 5 | |
| A-S6, 3.3L, 6cyl | 20 | 18/25 | \$2,750 | 4 | |

Sportage FE FWD

| | | | | | |
|------------------|----|-------|---------|---|--|
| A-S6, 2.4L, 4cyl | 26 | 23/30 | \$2,100 | 6 | |
|------------------|----|-------|---------|---|--|

Sportage FWD

| | | | | | |
|------------------|----|-------|---------|---|---|
| A-S6, 2.0L, 4cyl | 23 | 21/26 | \$2,400 | 5 | T |
| A-S6, 2.4L, 4cyl | 25 | 22/29 | \$2,200 | 5 | |

LEXUS

NX 200t

| | | | | | |
|------------------|----|-------|---------|---|-----|
| A-S6, 2.0L, 4cyl | 25 | 22/28 | \$2,750 | 5 | P T |
|------------------|----|-------|---------|---|-----|

RX 350

| | | | | | |
|------------------|----|-------|---------|---|--|
| A-S8, 3.5L, 6cyl | 23 | 20/27 | \$2,400 | 5 | |
|------------------|----|-------|---------|---|--|

LINCOLN

MKC FWD

| | | | | | |
|------------------|----|-------|---------|---|------|
| A-S6, 2.0L, 4cyl | 23 | 21/28 | \$2,400 | 5 | T SS |
|------------------|----|-------|---------|---|------|

MKX FWD

| | | | | | |
|------------------|----|-------|---------|---|---|
| A-S6, 2.7L, 6cyl | 20 | 18/25 | \$2,750 | 4 | T |
| A-S6, 3.7L, 6cyl | 20 | 17/25 | \$2,750 | 4 | |

MAZDA

CX-5 2WD

| | | | | | |
|------------------|----|-------|---------|---|--|
| A-S6, 2.5L, 4cyl | 27 | 24/31 | \$2,050 | 6 | |
|------------------|----|-------|---------|---|--|

CX-9 2WD

| | | | | | |
|------------------|----|-------|---------|---|---|
| A-S6, 2.5L, 4cyl | 24 | 22/28 | \$2,300 | 5 | T |
|------------------|----|-------|---------|---|---|

MERCEDES-BENZ

GLA250

| | | | | | |
|------------------|----|-------|---------|---|--------|
| AM-7, 2.0L, 4cyl | 27 | 24/33 | \$2,550 | 6 | P T SS |
|------------------|----|-------|---------|---|--------|

GLC300

| | | | | | |
|-----------------|----|-------|---------|---|--------|
| A-9, 2.0L, 4cyl | 24 | 22/28 | \$2,850 | 5 | P T SS |
|-----------------|----|-------|---------|---|--------|

MITSUBISHI

Outlander 2WD

| | | | | | |
|-------------------|----|-------|---------|---|--|
| AV-S6, 2.4L, 4cyl | 27 | 25/30 | \$2,050 | 6 | |
|-------------------|----|-------|---------|---|--|

| Manufacturer Model Configuration (trans, eng size, cyl) | MPG | | Annual Fuel Cost | GHG Rating | Notes |
|--|------|----------|------------------|------------|-------|
| | Comb | City/Hwy | | | |
| Outlander Sport 2WD | | | | | |
| AV-S6, 2.0L, 4cyl | 27 | 24/30 | \$2,050 | 6 | |
| M-5, 2.0L, 4cyl | 25 | 23/29 | \$2,200 | 5 | |
| AV-S6, 2.4L, 4cyl | 25 | 23/28 | \$2,200 | 5 | |

NISSAN

Pathfinder 2WD

| | | | | | |
|----------------|----|-------|---------|---|--|
| AV, 3.5L, 6cyl | 23 | 20/27 | \$2,400 | 5 | |
|----------------|----|-------|---------|---|--|

Rogue FWD

| | | | | | |
|----------------|----|-------|---------|---|--|
| AV, 2.5L, 4cyl | 29 | 26/33 | \$1,900 | 7 | |
|----------------|----|-------|---------|---|--|

Rogue Hybrid FWD

| | | | | | |
|---------------------|----|-------|---------|---|--------|
| ▶ AV-S7, 2.0L, 4cyl | 34 | 33/35 | \$1,600 | 8 | HEV SS |
|---------------------|----|-------|---------|---|--------|

TOYOTA

Highlander

| | | | | | |
|------------------|----|-------|---------|---|--|
| A-S6, 2.7L, 4cyl | 22 | 20/24 | \$2,500 | 5 | |
| A-S8, 3.5L, 6cyl | 23 | 20/27 | \$2,400 | 5 | |

Highlander LE/XLE/SE/LTD

| | | | | | |
|------------------|----|-------|---------|---|----|
| A-S8, 3.5L, 6cyl | 23 | 21/27 | \$2,400 | 5 | SS |
|------------------|----|-------|---------|---|----|

RAV4

| | | | | | |
|------------------|----|-------|---------|---|--|
| A-S6, 2.5L, 4cyl | 25 | 23/29 | \$2,200 | 5 | |
|------------------|----|-------|---------|---|--|

RAV4 LE/XLE

| | | | | | |
|------------------|----|-------|---------|---|--|
| A-S6, 2.5L, 4cyl | 26 | 23/30 | \$2,100 | 6 | |
|------------------|----|-------|---------|---|--|

VOLKSWAGEN

Tiguan

| | | | | | |
|------------------|----|-------|---------|---|-----|
| A-S6, 2.0L, 4cyl | 22 | 20/24 | \$3,100 | 5 | P T |
|------------------|----|-------|---------|---|-----|

VOLVO

XC60 FWD

| | | | | | |
|------------------|----|-------|---------|---|------|
| A-S8, 2.0L, 4cyl | 26 | 23/30 | \$2,100 | 6 | T SS |
|------------------|----|-------|---------|---|------|

SMALL SPORT UTILITY VEHICLES 4WD

ACURA

MDX AWD

| | | | | | |
|------------------|----|-------|---------|---|------|
| A-S9, 3.5L, 6cyl | 22 | 19/26 | \$3,100 | 5 | P SS |
| A-S9, 3.5L, 6cyl | 21 | 18/26 | \$3,250 | 4 | P |

MDX Hybrid AWD

| | | | | | |
|-------------------|----|-------|---------|---|----------|
| AM-S7, 3.0L, 6cyl | 27 | 26/27 | \$2,550 | 6 | P HEV SS |
|-------------------|----|-------|---------|---|----------|

RDX AWD

| | | | | | |
|------------------|----|-------|---------|---|---|
| A-S6, 3.5L, 6cyl | 22 | 19/27 | \$3,100 | 5 | P |
|------------------|----|-------|---------|---|---|

AUDI

Q5

| | | | | | |
|------------------|----|-------|---------|---|-----|
| A-S8, 2.0L, 4cyl | 22 | 20/27 | \$3,100 | 5 | Gas |
| | 16 | 14/19 | \$2,400 | 5 | E85 |
| A-S8, 3.0L, 6cyl | 21 | 18/26 | \$3,250 | 4 | P S |

SQ5

| | | | | | |
|------------------|----|-------|---------|---|-----|
| A-S8, 3.0L, 6cyl | 19 | 17/24 | \$3,600 | 4 | P S |
|------------------|----|-------|---------|---|-----|

| Manufacturer Model Configuration (trans, eng size, cyl) | MPG | | Annual Fuel Cost | GHG Rating | Notes |
|--|------|----------|------------------|------------|-------|
| | Comb | City/Hwy | | | |

BMW

X3 xDrive28i

| | | | | | |
|------------------|----|-------|---------|---|--------|
| A-S8, 2.0L, 4cyl | 24 | 21/28 | \$2,850 | 5 | P T SS |
|------------------|----|-------|---------|---|--------|

X3 xDrive35i

| | | | | | |
|------------------|----|-------|---------|---|--------|
| A-S8, 3.0L, 6cyl | 21 | 19/26 | \$3,250 | 4 | P T SS |
|------------------|----|-------|---------|---|--------|

X4 M40i

| | | | | | |
|------------------|----|-------|---------|---|--------|
| A-S8, 3.0L, 6cyl | 21 | 19/26 | \$3,250 | 4 | P T SS |
|------------------|----|-------|---------|---|--------|

X4 xDrive28i

| | | | | | |
|------------------|----|-------|---------|---|--------|
| A-S8, 2.0L, 4cyl | 23 | 20/27 | \$3,000 | 5 | P T SS |
|------------------|----|-------|---------|---|--------|

BUICK

Encore AWD

| | | | | | |
|------------------|----|-------|---------|---|---|
| A-S6, 1.4L, 4cyl | 28 | 26/31 | \$1,950 | 6 | T |
|------------------|----|-------|---------|---|---|

| | | | | | |
|------------------|----|-------|---------|---|---|
| A-S6, 1.4L, 4cyl | 27 | 24/30 | \$2,050 | 6 | T |
|------------------|----|-------|---------|---|---|

Envision AWD

| | | | | | |
|-----------------|----|-------|---------|---|--------|
| A-6, 2.0L, 4cyl | 22 | 20/26 | \$3,100 | 5 | P T SS |
|-----------------|----|-------|---------|---|--------|

| | | | | | |
|-----------------|----|-------|---------|---|----|
| A-6, 2.5L, 4cyl | 24 | 21/28 | \$2,300 | 5 | SS |
|-----------------|----|-------|---------|---|----|

CADILLAC

XT5 AWD

| | | | | | |
|------------------|----|-------|---------|---|----|
| A-S8, 3.6L, 6cyl | 21 | 18/26 | \$2,600 | 4 | SS |
|------------------|----|-------|---------|---|----|

CHEVROLET

Equinox AWD

| | | | | | |
|-----------------|----|-------|---------|---|--|
| A-6, 2.4L, 4cyl | 23 | 20/28 | \$2,400 | 5 | |
|-----------------|----|-------|---------|---|--|

| | | | | | |
|-----------------|----|-------|---------|---|-----|
| A-6, 2.4L, 4cyl | 23 | 20/28 | \$2,400 | 5 | Gas |
|-----------------|----|-------|---------|---|-----|

| | | | | | |
|--|----|-------|---------|---|-----|
| | 17 | 14/20 | \$2,250 | 5 | E85 |
|--|----|-------|---------|---|-----|

| | | | | | |
|-----------------|----|-------|---------|---|--|
| A-6, 3.6L, 6cyl | 18 | 16/23 | \$3,050 | 3 | |
|-----------------|----|-------|---------|---|--|

Trax AWD

| | | | | | |
|------------------|----|-------|---------|---|---|
| A-S6, 1.4L, 4cyl | 27 | 24/30 | \$2,050 | 6 | T |
|------------------|----|-------|---------|---|---|

DODGE

Journey AWD

| | | | | | |
|-----------------|----|-------|---------|---|--|
| A-6, 3.6L, 6cyl | 19 | 16/24 | \$2,900 | 4 | |
|-----------------|----|-------|---------|---|--|

FIAT

500 X AWD

| | | | | | |
|-----------------|----|-------|---------|---|--|
| A-9, 2.4L, 4cyl | 24 | 21/29 | \$2,300 | 5 | |
|-----------------|----|-------|---------|---|--|

FORD

Edge AWD

| | | | | | |
|------------------|----|-------|---------|---|---|
| A-S6, 2.0L, 4cyl | 23 | 20/27 | \$2,400 | 5 | T |
|------------------|----|-------|---------|---|---|

| | | | | | |
|------------------|----|-------|---------|---|---|
| A-S6, 2.7L, 6cyl | 20 | 17/24 | \$2,750 | 4 | T |
|------------------|----|-------|---------|---|---|

| | | | | | |
|------------------|----|-------|---------|---|--|
| A-S6, 3.5L, 6cyl | 19 | 17/24 | \$2,900 | 4 | |
|------------------|----|-------|---------|---|--|

Escape AWD

| | | | | | |
|------------------|----|-------|---------|---|------|
| A-S6, 1.5L, 4cyl | 24 | 22/28 | \$2,300 | 5 | T SS |
|------------------|----|-------|---------|---|------|

| | | | | | |
|------------------|----|-------|---------|---|------|
| A-S6, 2.0L, 4cyl | 23 | 20/27 | \$2,400 | 5 | T SS |
|------------------|----|-------|---------|---|------|

GMC

Terrain AWD

| | | | | | |
|-----------------|----|-------|---------|---|--|
| A-6, 2.4L, 4cyl | 23 | 20/28 | \$2,400 | 5 | |
|-----------------|----|-------|---------|---|--|

| | | | | | |
|-----------------|----|-------|---------|---|--|
| A-6, 3.6L, 6cyl | 18 | 16/23 | \$3,050 | 3 | |
|-----------------|----|-------|---------|---|--|

| Manufacturer Model Configuration (trans, eng size, cyl) | MPG | | Annual Fuel Cost | GHG Rating | Notes |
|--|------|----------|------------------|------------|-------|
| | Comb | City/Hwy | | | |

HONDA

CR-V AWD

| | | | | | |
|----------------|----|-------|---------|---|---|
| AV, 1.5L, 4cyl | 29 | 27/33 | \$1,900 | 7 | T |
|----------------|----|-------|---------|---|---|

| | | | | | |
|----------------|----|-------|---------|---|--|
| AV, 2.4L, 4cyl | 27 | 25/31 | \$2,050 | 6 | |
|----------------|----|-------|---------|---|--|

Pilot AWD

| | | | | | |
|-----------------|----|-------|---------|---|--|
| A-6, 3.5L, 6cyl | 21 | 18/26 | \$2,600 | 4 | |
|-----------------|----|-------|---------|---|--|

| | | | | | |
|------------------|----|-------|---------|---|----|
| A-S9, 3.5L, 6cyl | 22 | 19/26 | \$2,500 | 5 | SS |
|------------------|----|-------|---------|---|----|

HYUNDAI

Santa Fe AWD

| | | | | | |
|------------------|----|-------|---------|---|--|
| A-S6, 3.3L, 6cyl | 20 | 18/24 | \$2,750 | 4 | |
|------------------|----|-------|---------|---|--|

Santa Fe Sport AWD

| | | | | | |
|------------------|----|-------|---------|---|---|
| A-S6, 2.0L, 4cyl | 22 | 19/26 | \$2,500 | 5 | T |
|------------------|----|-------|---------|---|---|

| | | | | | |
|------------------|----|-------|---------|---|--|
| A-S6, 2.4L, 4cyl | 22 | 20/26 | \$2,500 | 5 | |
|------------------|----|-------|---------|---|--|

Santa Fe Sport Ultimate AWD

| | | | | | |
|------------------|----|-------|---------|---|---|
| A-S6, 2.0L, 4cyl | 21 | 19/24 | \$2,600 | 4 | T |
|------------------|----|-------|---------|---|---|

Santa Fe Ultimate AWD

| | | | | | |
|------------------|----|-------|---------|---|--|
| A-S6, 3.3L, 6cyl | 19 | 17/22 | \$2,900 | 4 | |
|------------------|----|-------|---------|---|--|

Tucson AWD

| | | | | | |
|------------------|----|-------|---------|---|---|
| AM-7, 1.6L, 4cyl | 25 | 24/28 | \$2,200 | 5 | T |
|------------------|----|-------|---------|---|---|

| | | | | | |
|------------------|----|-------|---------|---|--|
| A-S6, 2.0L, 4cyl | 23 | 21/26 | \$2,400 | 5 | |
|------------------|----|-------|---------|---|--|

Tucson Eco AWD

| | | | | | |
|------------------|----|-------|---------|---|---|
| AM-7, 1.6L, 4cyl | 27 | 25/30 | \$2,050 | 6 | T |
|------------------|----|-------|---------|---|---|

INFINITI

QX60 AWD

| | | | | | |
|-------------------|----|-------|---------|---|---|
| AV-S7, 3.5L, 6cyl | 22 | 19/26 | \$3,100 | 5 | P |
|-------------------|----|-------|---------|---|---|

QX70 AWD

| | | | | | |
|------------------|----|-------|---------|---|---|
| A-S7, 3.7L, 6cyl | 18 | 16/22 | \$3,800 | 3 | P |
|------------------|----|-------|---------|---|---|

JAGUAR

F-Pace

| | | | | | |
|------------------|----|-------|---------|---|--------|
| A-S8, 2.0L, 4cyl | 29 | 26/33 | \$2,050 | 5 | D T SS |
|------------------|----|-------|---------|---|--------|

| | | | | | |
|------------------|----|-------|---------|---|--------|
| A-S8, 3.0L, 6cyl | 20 | 18/23 | \$3,450 | 4 | P S SS |
|------------------|----|-------|---------|---|--------|

JEEP

Cherokee 4WD

| | | | | | |
|-----------------|----|-------|---------|---|--|
| A-9, 2.4L, 4cyl | 23 | 21/28 | \$2,400 | 5 | |
|-----------------|----|-------|---------|---|--|

| | | | | | |
|-----------------|----|-------|---------|---|-----|
| A-9, 2.4L, 4cyl | 23 | 21/28 | \$2,400 | 5 | Gas |
|-----------------|----|-------|---------|---|-----|

| | | | | | |
|--|----|-------|---------|---|-----|
| | 17 | 14/21 | \$2,250 | 5 | E85 |
|--|----|-------|---------|---|-----|

| | | | | | |
|-----------------|----|-------|---------|---|--------|
| A-9, 3.2L, 6cyl | 23 | 20/27 | \$2,750 | 5 | Mid SS |
|-----------------|----|-------|---------|---|--------|

Cherokee 4WD Active Drive II

| | | | | | |
|-----------------|----|-------|---------|---|--|
| A-9, 2.4L, 4cyl | 23 | 21/27 | \$2,400 | 5 | |
|-----------------|----|-------|---------|---|--|

| | | | | | |
|-----------------|----|-------|---------|---|--------|
| A-9, 3.2L, 6cyl | 21 | 18/26 | \$3,000 | 4 | Mid SS |
|-----------------|----|-------|---------|---|--------|

Cherokee Trailhawk 4WD

| | | | | | |
|-----------------|----|-------|---------|---|--|
| A-9, 2.4L, 4cyl | 22 | 19/25 | \$2,500 | 5 | |
|-----------------|----|-------|---------|---|--|

| | | | | | |
|-----------------|----|-------|---------|---|--------|
| A-9, 3.2L, 6cyl | 21 | 18/24 | \$3,000 | 4 | Mid SS |
|-----------------|----|-------|---------|---|--------|

Compass 4WD

| | | | | | |
|-----------------|----|-------|---------|---|--|
| A-6, 2.4L, 4cyl | 22 | 20/25 | \$2,500 | 5 | |
|-----------------|----|-------|---------|---|--|

| | | | | | |
|----------------|----|-------|---------|---|--|
| AV, 2.4L, 4cyl | 21 | 20/23 | \$2,600 | 4 | |
|----------------|----|-------|---------|---|--|

| | | | | | |
|-----------------|----|-------|---------|---|--|
| M-5, 2.4L, 4cyl | 24 | 22/27 | \$2,300 | 5 | |
|-----------------|----|-------|---------|---|--|

| Manufacturer Model Configuration (trans, eng size, cyl) | MPG | | Annual Fuel Cost | GHG Rating | Notes |
|--|------|----------|------------------|------------|--------|
| | Comb | City/Hwy | | | |
| New Compass 4WD | | | | | |
| A-9, 2.4L, 4cyl | 25 | 22/30 | \$2,200 | 5 | SS |
| M-6, 2.4L, 4cyl | 25 | 22/31 | \$2,200 | 5 | |
| Patriot 4WD | | | | | |
| A-6, 2.4L, 4cyl | 22 | 20/25 | \$2,500 | 5 | |
| AV, 2.4L, 4cyl | 21 | 20/23 | \$2,600 | 4 | |
| M-5, 2.4L, 4cyl | 24 | 22/27 | \$2,300 | 5 | |
| Renegade 4WD | | | | | |
| M-6, 1.4L, 4cyl | 26 | 24/31 | \$2,650 | 6 | P T |
| A-9, 2.4L, 4cyl | 24 | 21/29 | \$2,300 | 5 | |
| Wrangler 4WD | | | | | |
| A-5, 3.6L, 6cyl | 18 | 17/21 | \$3,050 | 3 | |
| M-6, 3.6L, 6cyl | 18 | 17/21 | \$3,050 | 3 | |
| Wrangler Unlimited 4WD | | | | | |
| A-5, 3.6L, 6cyl | 18 | 16/20 | \$3,050 | 3 | |
| M-6, 3.6L, 6cyl | 18 | 16/21 | \$3,050 | 3 | |
| KIA | | | | | |
| Sorento AWD | | | | | |
| A-S6, 2.0L, 4cyl | 22 | 19/25 | \$2,500 | 5 | T |
| A-S6, 2.4L, 4cyl | 22 | 21/25 | \$2,500 | 5 | |
| A-S6, 3.3L, 6cyl | 19 | 17/23 | \$2,900 | 4 | |
| Sorento FE AWD | | | | | |
| A-S6, 3.3L, 6cyl | 21 | 18/25 | \$2,600 | 4 | |
| Sportage AWD | | | | | |
| A-S6, 2.0L, 4cyl | 21 | 20/23 | \$2,600 | 4 | T |
| A-S6, 2.4L, 4cyl | 23 | 21/25 | \$2,400 | 5 | |
| Sportage FE AWD | | | | | |
| A-S6, 2.4L, 4cyl | 22 | 21/25 | \$2,500 | 5 | |
| LAND ROVER | | | | | |
| Discovery Sport | | | | | |
| A-S9, 2.0L, 4cyl | 22 | 20/25 | \$3,100 | 5 | P T SS |
| Range Rover Evoque | | | | | |
| A-S9, 2.0L, 4cyl | 24 | 21/29 | \$2,850 | 5 | P T |
| Range Rover Evoque Convertible | | | | | |
| A-S9, 2.0L, 4cyl | 23 | 20/28 | \$3,000 | 5 | P T |
| LEXUS | | | | | |
| NX 200t AWD | | | | | |
| A-S6, 2.0L, 4cyl | 24 | 22/28 | \$2,850 | 5 | P T |
| NX 200t AWD F Sport | | | | | |
| A-S6, 2.0L, 4cyl | 24 | 22/27 | \$2,850 | 5 | P T |
| NX 300h AWD | | | | | |
| AV-S6, 2.5L, 4cyl | 31 | 33/30 | \$1,750 | 7 | HEV SS |
| RX 350 AWD | | | | | |
| A-S8, 3.5L, 6cyl | 22 | 19/26 | \$2,500 | 5 | |

| Manufacturer Model Configuration (trans, eng size, cyl) | MPG | | Annual Fuel Cost | GHG Rating | Notes |
|--|------|----------|------------------|------------|--------|
| | Comb | City/Hwy | | | |
| LINCOLN | | | | | |
| MKC AWD | | | | | |
| A-S6, 2.0L, 4cyl | 21 | 19/25 | \$2,600 | 4 | T |
| A-S6, 2.0L, 4cyl | 22 | 19/25 | \$2,500 | 5 | T SS |
| A-S6, 2.3L, 4cyl | 21 | 18/25 | \$2,600 | 4 | T |
| MKX AWD | | | | | |
| A-S6, 2.7L, 6cyl | 19 | 17/24 | \$2,900 | 4 | T |
| A-S6, 3.7L, 6cyl | 19 | 16/23 | \$2,900 | 4 | |
| MAZDA | | | | | |
| CX-5 4WD | | | | | |
| A-S6, 2.5L, 4cyl | 26 | 23/29 | \$2,100 | 6 | |
| CX-9 4WD | | | | | |
| A-S6, 2.5L, 4cyl | 23 | 20/26 | \$2,400 | 5 | T |
| MERCEDES-BENZ | | | | | |
| AMG GLC43 4matic | | | | | |
| A-9, 3.0L, 6cyl | 20 | 18/24 | \$3,450 | 4 | P T SS |
| AMG GLC43 4matic Coupe | | | | | |
| A-9, 3.0L, 6cyl | 20 | 18/24 | \$3,450 | 4 | P T SS |
| GLA250 4matic | | | | | |
| AM-7, 2.0L, 4cyl | 26 | 23/31 | \$2,650 | 6 | P T SS |
| AM-7, 2.0L, 4cyl | 26 | 23/31 | \$2,650 | 6 | Gas |
| | 19 | 17/23 | \$2,000 | 6 | E85 |
| GLC300 4matic | | | | | |
| A-9, 2.0L, 4cyl | 24 | 21/28 | \$2,850 | 5 | P T SS |
| GLC300 4matic Coupe | | | | | |
| A-S9, 2.0L, 4cyl | 24 | 22/27 | \$2,850 | 5 | P T SS |
| MITSUBISHI | | | | | |
| Outlander 4WD | | | | | |
| AV-S6, 2.4L, 4cyl | 26 | 24/29 | \$2,100 | 6 | |
| A-S6, 3.0L, 6cyl | 23 | 20/27 | \$3,000 | 5 | P |
| Outlander Sport 4WD | | | | | |
| AV-S6, 2.0L, 4cyl | 26 | 23/29 | \$2,100 | 6 | |
| AV-S6, 2.4L, 4cyl | 24 | 22/27 | \$2,300 | 5 | |
| NISSAN | | | | | |
| Pathfinder 4WD | | | | | |
| AV, 3.5L, 6cyl | 22 | 19/26 | \$2,500 | 5 | |
| Pathfinder 4WD Platinum | | | | | |
| AV, 3.5L, 6cyl | 21 | 19/26 | \$2,600 | 4 | |
| Rogue AWD | | | | | |
| AV, 2.5L, 4cyl | 27 | 25/32 | \$2,050 | 6 | |
| Rogue Hybrid AWD | | | | | |
| AV-S7, 2.0L, 4cyl | 33 | 31/34 | \$1,650 | 8 | HEV SS |
| PORSCHE | | | | | |
| Macan | | | | | |
| AM-S7, 2.0L, 4cyl | 22 | 20/25 | \$3,100 | 5 | P T SS |
| Macan GTS | | | | | |
| AM-S7, 3.0L, 6cyl | 19 | 17/23 | \$3,600 | 4 | P T SS |

| Manufacturer Model Configuration (trans, eng size, cyl) | MPG | | Annual Fuel Cost | GHG Rating | Notes |
|--|------|----------|------------------|------------|-------|
| | Comb | City/Hwy | | | |

MAZDA

| | | | | | |
|-------------------|----|-------|---------|---|--------|
| AM-S7, 3.0L, 6cyl | 19 | 17/23 | \$3,600 | 4 | P T SS |
|-------------------|----|-------|---------|---|--------|

MAZDA Turbo

| | | | | | |
|-------------------|----|-------|---------|---|--------|
| AM-S7, 3.6L, 6cyl | 19 | 17/23 | \$3,600 | 4 | P T SS |
|-------------------|----|-------|---------|---|--------|

MAZDA Turbo Kit

| | | | | | |
|-------------------|----|-------|---------|---|--------|
| AM-S7, 3.6L, 6cyl | 19 | 17/23 | \$3,600 | 4 | P T SS |
|-------------------|----|-------|---------|---|--------|

SUBARU

Crosstrek AWD

| | | | | | |
|-------------------|----|-------|---------|---|--|
| AV-S6, 2.0L, 4cyl | 29 | 26/33 | \$1,900 | 7 | |
| M-5, 2.0L, 4cyl | 26 | 23/30 | \$2,100 | 6 | |

Forester AWD

| | | | | | |
|-------------------|----|-------|---------|---|-----|
| AV-S8, 2.0L, 4cyl | 25 | 23/27 | \$2,750 | 5 | P T |
| AV, 2.5L, 4cyl | 28 | 26/32 | \$1,950 | 6 | |
| M-6, 2.5L, 4cyl | 24 | 22/28 | \$2,300 | 5 | |

Outback AWD

| | | | | | |
|-------------------|----|-------|---------|---|--|
| AV-S6, 2.5L, 4cyl | 28 | 25/32 | \$1,950 | 6 | |
| AV-S6, 3.6L, 6cyl | 22 | 20/27 | \$2,500 | 5 | |

TOYOTA

RAV4 AWD

| | | | | | |
|------------------|----|-------|---------|---|--|
| A-S6, 2.5L, 4cyl | 25 | 22/28 | \$2,200 | 5 | |
|------------------|----|-------|---------|---|--|

RAV4 Hybrid AWD

| | | | | | |
|-------------------|----|-------|---------|---|--------|
| AV-S6, 2.5L, 4cyl | 32 | 34/30 | \$1,700 | 7 | HEV SS |
|-------------------|----|-------|---------|---|--------|

RAV4 Limited AWD/SE AWD

| | | | | | |
|------------------|----|-------|---------|---|--|
| A-S6, 2.5L, 4cyl | 24 | 22/28 | \$2,300 | 5 | |
|------------------|----|-------|---------|---|--|

VOLKSWAGEN

Tiguan 4motion

| | | | | | |
|------------------|----|-------|---------|---|-----|
| A-S6, 2.0L, 4cyl | 21 | 20/23 | \$3,250 | 4 | P T |
|------------------|----|-------|---------|---|-----|

VOLVO

XC60 AWD

| | | | | | |
|------------------|----|-------|---------|---|----------|
| A-S8, 2.0L, 4cyl | 23 | 20/29 | \$2,400 | 5 | T SS |
| A-S8, 2.0L, 4cyl | 22 | 20/27 | \$3,100 | 5 | P T S SS |

STANDARD SPORT UTILITY VEHICLES 2WD

BMW

X5 sDrive35i

| | | | | | |
|------------------|----|-------|---------|---|--------|
| A-S8, 3.0L, 6cyl | 21 | 18/25 | \$3,250 | 4 | P T SS |
|------------------|----|-------|---------|---|--------|

X6 sDrive35i

| | | | | | |
|------------------|----|-------|---------|---|--------|
| A-S8, 3.0L, 6cyl | 21 | 18/25 | \$3,250 | 4 | P T SS |
|------------------|----|-------|---------|---|--------|

BUICK

Enclave FWD

| | | | | | |
|-----------------|----|-------|---------|---|--|
| A-6, 3.6L, 6cyl | 18 | 15/22 | \$3,050 | 3 | |
|-----------------|----|-------|---------|---|--|

CADILLAC

Escalade 2WD

| | | | | | |
|-----------------|----|-------|---------|---|--|
| A-8, 6.2L, 8cyl | 17 | 15/22 | \$3,200 | 3 | |
|-----------------|----|-------|---------|---|--|

| Manufacturer Model Configuration (trans, eng size, cyl) | MPG | | Annual Fuel Cost | GHG Rating | Notes |
|--|------|----------|------------------|------------|-------|
| | Comb | City/Hwy | | | |

CHEVROLET

Suburban C1500 2WD

| | | | | | |
|-----------------|----|-------|---------|---|-----|
| A-6, 5.3L, 8cyl | 19 | 16/23 | \$2,900 | 4 | |
| A-6, 5.3L, 8cyl | 19 | 16/23 | \$2,900 | 4 | Gas |
| | 14 | 12/17 | \$2,750 | 4 | E85 |

Tahoe C1500 2WD

| | | | | | |
|-----------------|----|-------|---------|---|-----|
| A-6, 5.3L, 8cyl | 19 | 16/23 | \$2,900 | 4 | |
| A-6, 5.3L, 8cyl | 19 | 16/23 | \$2,900 | 4 | Gas |
| | 14 | 12/17 | \$2,750 | 4 | E85 |

Traverse FWD

| | | | | | |
|-----------------|----|-------|---------|---|--|
| A-6, 3.6L, 6cyl | 18 | 15/22 | \$3,050 | 3 | |
|-----------------|----|-------|---------|---|--|

DODGE

Durango RWD

| | | | | | |
|-----------------|----|-------|---------|---|-----|
| A-8, 3.6L, 6cyl | 21 | 19/26 | \$2,600 | 4 | SS |
| A-8, 5.7L, 8cyl | 17 | 14/22 | \$3,700 | 3 | Mid |

FORD

Expedition 2WD

| | | | | | |
|------------------|----|-------|---------|---|---|
| A-S6, 3.5L, 6cyl | 18 | 15/21 | \$3,050 | 3 | T |
|------------------|----|-------|---------|---|---|

Expedition EL 2WD

| | | | | | |
|------------------|----|-------|---------|---|---|
| A-S6, 3.5L, 6cyl | 17 | 15/20 | \$3,200 | 3 | T |
|------------------|----|-------|---------|---|---|

Explorer 2WD FFV

| | | | | | |
|------------------|----|-------|---------|---|-----|
| A-S6, 3.5L, 6cyl | 20 | 17/24 | \$2,750 | 4 | Gas |
| | 15 | 13/18 | \$2,550 | 4 | E85 |

Explorer FWD

| | | | | | |
|------------------|----|-------|---------|---|---|
| A-S6, 2.3L, 4cyl | 22 | 19/27 | \$2,500 | 5 | T |
| A-S6, 3.5L, 6cyl | 20 | 17/24 | \$2,750 | 4 | |

Flex FWD

| | | | | | |
|------------------|----|-------|---------|---|--|
| A-S6, 3.5L, 6cyl | 19 | 16/23 | \$2,900 | 4 | |
|------------------|----|-------|---------|---|--|

GMC

Acadia FWD

| | | | | | |
|-----------------|----|-------|---------|---|--|
| A-6, 2.5L, 4cyl | 23 | 21/26 | \$2,400 | 5 | |
| A-6, 3.6L, 6cyl | 21 | 18/25 | \$2,600 | 4 | |

Acadia Limited FWD

| | | | | | |
|-----------------|----|-------|---------|---|--|
| A-6, 3.6L, 6cyl | 18 | 15/22 | \$3,050 | 3 | |
|-----------------|----|-------|---------|---|--|

Yukon C1500 2WD

| | | | | | |
|-----------------|----|-------|---------|---|-----|
| A-6, 5.3L, 8cyl | 19 | 16/23 | \$2,900 | 4 | |
| A-6, 5.3L, 8cyl | 19 | 16/23 | \$2,900 | 4 | Gas |
| | 14 | 12/17 | \$2,750 | 4 | E85 |
| A-8, 6.2L, 8cyl | 17 | 15/22 | \$3,200 | 3 | |

Yukon C1500 XL 2WD

| | | | | | |
|-----------------|----|-------|---------|---|-----|
| A-6, 5.3L, 8cyl | 19 | 16/23 | \$2,900 | 4 | |
| A-6, 5.3L, 8cyl | 19 | 16/23 | \$2,900 | 4 | Gas |
| | 14 | 12/17 | \$2,750 | 4 | E85 |
| A-8, 6.2L, 8cyl | 17 | 15/22 | \$3,200 | 3 | |

INFINITI

QX60 Hybrid FWD

| | | | | | |
|-------------------|----|-------|---------|---|----------|
| AV-S7, 2.5L, 4cyl | 26 | 25/27 | \$2,100 | 6 | S HEV SS |
|-------------------|----|-------|---------|---|----------|

| Manufacturer Model Configuration (trans, eng size, cyl) | MPG | | Annual Fuel Cost | GHG Rating | Notes |
|--|-------------|----------|------------------|------------|-----------|
| | Comb | City/Hwy | | | |
| QX80 2WD | | | | | |
| A-S7, 5.6L, 8cyl | 16 | 14/20 | \$4,300 | 2 | P |
| JEEP | | | | | |
| Grand Cherokee 2WD | | | | | |
| A-8, 3.6L, 6cyl | 21 | 19/26 | \$2,600 | 4 | SS |
| LINCOLN | | | | | |
| MKT FWD | | | | | |
| A-S6, 3.7L, 6cyl | 19 | 16/24 | \$2,900 | 4 | |
| Navigator 2WD | | | | | |
| A-S6, 3.5L, 6cyl | 17 | 15/21 | \$3,200 | 3 | T |
| Navigator L 2WD | | | | | |
| A-S6, 3.5L, 6cyl | 17 | 15/20 | \$3,200 | 3 | T |
| MERCEDES-BENZ | | | | | |
| GLE350 | | | | | |
| A-7, 3.5L, 6cyl | 20 | 18/23 | \$3,450 | 4 | P |
| NISSAN | | | | | |
| Armada 2WD | | | | | |
| A-S7, 5.6L, 8cyl | 16 | 14/19 | \$3,400 | 2 | |
| TOYOTA | | | | | |
| 4Runner 2WD | | | | | |
| A-S5, 4.0L, 6cyl | 18 | 17/21 | \$3,050 | 3 | |
| Sequoia 2WD | | | | | |
| A-S6, 5.7L, 8cyl | 15 | 13/17 | \$3,650 | 2 | |
| VOLVO | | | | | |
| XC90 FWD | | | | | |
| A-S8, 2.0L, 4cyl | 24 | 22/26 | \$2,850 | 5 | P T SS |
| STANDARD SPORT UTILITY VEHICLES 4WD | | | | | |
| AUDI | | | | | |
| Q7 | | | | | |
| A-S8, 2.0L, 4cyl | 22 | 20/25 | \$3,100 | 5 | P T |
| A-S8, 3.0L, 6cyl | 21 | 19/25 | \$3,250 | 4 | P S |
| BENTLEY | | | | | |
| Bentayga | | | | | |
| A-S8, 6.0L, 12cyl | 15 | 12/19 | \$4,550 | 2 | P T |
| BMW | | | | | |
| X5 M | | | | | |
| A-S8, 4.4L, 8cyl | 16 | 14/19 | \$4,300 | 2 | P T SS |
| X5 xDrive 35d | | | | | |
| A-S8, 3.0L, 6cyl | 25 | 23/29 | \$2,350 | 5 | D T SS |
| X5 xDrive35i | | | | | |
| A-S8, 3.0L, 6cyl | 20 | 18/24 | \$3,450 | 4 | P T SS |
| X5 xDrive40e | | | | | |
| A-S8, 2.0L, 4cyl | See page 38 | | | | T PHEV SS |

| Manufacturer Model Configuration (trans, eng size, cyl) | MPG | | Annual Fuel Cost | GHG Rating | Notes |
|--|------|----------|------------------|------------|---------|
| | Comb | City/Hwy | | | |
| X5 xDrive50i | | | | | |
| A-S8, 4.4L, 8cyl | 17 | 15/21 | \$4,050 | 3 | P T SS |
| X6 M | | | | | |
| A-S8, 4.4L, 8cyl | 16 | 14/19 | \$4,300 | 2 | P T SS |
| X6 xDrive35i | | | | | |
| A-S8, 3.0L, 6cyl | 20 | 18/24 | \$3,450 | 4 | P T SS |
| X6 xDrive50i | | | | | |
| A-S8, 4.4L, 8cyl | 17 | 15/21 | \$4,050 | 3 | P T SS |
| BUICK | | | | | |
| Enclave AWD | | | | | |
| A-6, 3.6L, 6cyl | 17 | 15/22 | \$3,200 | 3 | |
| CADILLAC | | | | | |
| Escalade 4WD | | | | | |
| A-8, 6.2L, 8cyl | 17 | 15/20 | \$3,200 | 3 | |
| CHEVROLET | | | | | |
| Suburban K1500 4WD | | | | | |
| A-6, 5.3L, 8cyl | 18 | 15/22 | \$3,050 | 3 | |
| A-6, 5.3L, 8cyl | 18 | 15/22 | \$3,050 | 3 | Gas |
| | 12 | 11/15 | \$3,200 | 3 | E85 |
| Tahoe K1500 4WD | | | | | |
| A-6, 5.3L, 8cyl | 18 | 16/22 | \$3,050 | 3 | |
| A-6, 5.3L, 8cyl | 18 | 16/22 | \$3,050 | 3 | Gas |
| | 13 | 11/16 | \$2,950 | 3 | E85 |
| Traverse AWD | | | | | |
| A-6, 3.6L, 6cyl | 17 | 15/22 | \$3,200 | 3 | |
| DODGE | | | | | |
| Durango AWD | | | | | |
| A-8, 3.6L, 6cyl | 21 | 18/25 | \$2,600 | 4 | SS |
| A-8, 5.7L, 8cyl | 17 | 14/22 | \$3,700 | 3 | Mid |
| FORD | | | | | |
| Expedition 4WD | | | | | |
| A-S6, 3.5L, 6cyl | 17 | 15/20 | \$3,200 | 3 | T PT4WD |
| Expedition EL 4WD | | | | | |
| A-S6, 3.5L, 6cyl | 16 | 15/19 | \$3,400 | 2 | T PT4WD |
| Explorer AWD | | | | | |
| A-S6, 2.3L, 4cyl | 21 | 18/25 | \$2,600 | 4 | T |
| A-S6, 3.5L, 6cyl | 19 | 16/23 | \$2,900 | 4 | |
| A-S6, 3.5L, 6cyl | 18 | 16/22 | \$3,050 | 3 | T |
| Explorer AWD FFV | | | | | |
| A-S6, 3.5L, 6cyl | 19 | 16/23 | \$2,900 | 4 | Gas |
| | 14 | 12/17 | \$2,750 | 4 | E85 |
| Flex AWD | | | | | |
| A-S6, 3.5L, 6cyl | 18 | 16/22 | \$3,050 | 3 | |
| A-S6, 3.5L, 6cyl | 17 | 15/21 | \$3,200 | 3 | T |

| Manufacturer Model Configuration (trans, eng size, cyl) | MPG | | Annual Fuel Cost | GHG Rating | Notes |
|--|------|----------|------------------|------------|-------|
| | Comb | City/Hwy | | | |

GMC

Acadia AWD

| | | | | | |
|-----------------|----|-------|---------|---|--|
| A-6, 2.5L, 4cyl | 23 | 21/25 | \$2,400 | 5 | |
| A-6, 3.6L, 6cyl | 20 | 18/25 | \$2,750 | 4 | |

Acadia Limited AWD

| | | | | | |
|-----------------|----|-------|---------|---|--|
| A-6, 3.6L, 6cyl | 17 | 15/22 | \$3,200 | 3 | |
|-----------------|----|-------|---------|---|--|

Yukon K1500 4WD

| | | | | | |
|-----------------|----|-------|---------|---|-----|
| A-6, 5.3L, 8cyl | 18 | 16/22 | \$3,050 | 3 | |
| A-6, 5.3L, 8cyl | 18 | 16/22 | \$3,050 | 3 | Gas |
| | 13 | 11/16 | \$2,950 | 3 | E85 |
| A-8, 6.2L, 8cyl | 17 | 15/20 | \$3,200 | 3 | |

Yukon K1500 XL 4WD

| | | | | | |
|-----------------|----|-------|---------|---|-----|
| A-6, 5.3L, 8cyl | 18 | 15/22 | \$3,050 | 3 | |
| A-6, 5.3L, 8cyl | 18 | 15/22 | \$3,050 | 3 | Gas |
| | 12 | 11/15 | \$3,200 | 3 | E85 |
| A-8, 6.2L, 8cyl | 16 | 14/20 | \$3,400 | 2 | |

INFINITI

QX60 Hybrid AWD

| | | | | | |
|-------------------|----|-------|---------|---|----------|
| AV-S7, 2.5L, 4cyl | 26 | 25/27 | \$2,100 | 6 | S HEV SS |
|-------------------|----|-------|---------|---|----------|

QX80 4WD

| | | | | | |
|------------------|----|-------|---------|---|---|
| A-S7, 5.6L, 8cyl | 15 | 13/19 | \$4,550 | 2 | P |
|------------------|----|-------|---------|---|---|

JEEP

Grand Cherokee 4WD

| | | | | | |
|-----------------|----|-------|---------|---|-----|
| A-8, 3.6L, 6cyl | 21 | 18/25 | \$2,600 | 4 | SS |
| A-8, 5.7L, 8cyl | 17 | 14/22 | \$3,700 | 3 | Mid |

Grand Cherokee SRT 4WD

| | | | | | |
|-----------------|----|-------|---------|---|---|
| A-8, 6.4L, 8cyl | 15 | 13/19 | \$4,550 | 2 | P |
|-----------------|----|-------|---------|---|---|

LAND ROVER

Discovery

| | | | | | |
|------------------|----|-------|---------|---|--------|
| A-S8, 3.0L, 6cyl | 23 | 21/26 | \$2,600 | 4 | D T SS |
| A-S8, 3.0L, 6cyl | 18 | 16/21 | \$3,800 | 3 | P S SS |

Range Rover

| | | | | | |
|------------------|----|-------|---------|---|--------|
| A-S8, 3.0L, 6cyl | 24 | 22/28 | \$2,450 | 5 | D T SS |
| A-S8, 3.0L, 6cyl | 19 | 17/23 | \$3,600 | 4 | P S SS |
| A-S8, 5.0L, 8cyl | 16 | 14/19 | \$4,300 | 2 | P S SS |

Range Rover LWB

| | | | | | |
|------------------|----|-------|---------|---|--------|
| A-S8, 5.0L, 8cyl | 16 | 14/19 | \$4,300 | 2 | P S SS |
|------------------|----|-------|---------|---|--------|

Range Rover Sport

| | | | | | |
|------------------|----|-------|---------|---|--------|
| A-S8, 3.0L, 6cyl | 24 | 22/28 | \$2,450 | 5 | D T SS |
| A-S8, 3.0L, 6cyl | 19 | 17/23 | \$3,600 | 4 | P S SS |
| A-S8, 5.0L, 8cyl | 16 | 14/19 | \$4,300 | 2 | P S SS |

LEXUS

GX 460

| | | | | | |
|------------------|----|-------|---------|---|---|
| A-S6, 4.6L, 8cyl | 16 | 15/18 | \$4,300 | 2 | P |
|------------------|----|-------|---------|---|---|

LX 570

| | | | | | |
|------------------|----|-------|---------|---|---|
| A-S8, 5.7L, 8cyl | 15 | 13/18 | \$4,550 | 2 | P |
|------------------|----|-------|---------|---|---|

RX 450h AWD

| | | | | | |
|---------------------|----|-------|---------|---|----------|
| ▶ AV-S6, 3.5L, 6cyl | 30 | 31/28 | \$2,300 | 7 | P HEV SS |
|---------------------|----|-------|---------|---|----------|

| Manufacturer Model Configuration (trans, eng size, cyl) | MPG | | Annual Fuel Cost | GHG Rating | Notes |
|--|------|----------|------------------|------------|-------|
| | Comb | City/Hwy | | | |

LINCOLN

MKT AWD

| | | | | | |
|------------------|----|-------|---------|---|---|
| A-S6, 3.5L, 6cyl | 17 | 15/21 | \$3,200 | 3 | T |
|------------------|----|-------|---------|---|---|

Navigator 4WD

| | | | | | |
|------------------|----|-------|---------|---|---------|
| A-S6, 3.5L, 6cyl | 17 | 15/20 | \$3,200 | 3 | T PT4WD |
|------------------|----|-------|---------|---|---------|

Navigator L 4WD

| | | | | | |
|------------------|----|-------|---------|---|---------|
| A-S6, 3.5L, 6cyl | 16 | 15/19 | \$3,400 | 2 | T PT4WD |
|------------------|----|-------|---------|---|---------|

MASERATI

Levante

| | | | | | |
|-----------------|----|-------|---------|---|-----|
| A-8, 3.0L, 6cyl | 16 | 14/20 | \$4,300 | 2 | P T |
|-----------------|----|-------|---------|---|-----|

Levante S

| | | | | | |
|-----------------|----|-------|---------|---|-----|
| A-8, 3.0L, 6cyl | 16 | 14/19 | \$4,300 | 2 | P T |
|-----------------|----|-------|---------|---|-----|

MERCEDES-BENZ

AMG G63

| | | | | | |
|-----------------|----|-------|---------|---|--------|
| A-7, 5.5L, 8cyl | 13 | 12/14 | \$5,250 | 1 | P T SS |
|-----------------|----|-------|---------|---|--------|

AMG G65

| | | | | | |
|------------------|----|-------|---------|---|-----|
| A-7, 6.0L, 12cyl | 12 | 11/13 | \$5,700 | 1 | P T |
|------------------|----|-------|---------|---|-----|

AMG GLE43 4matic

| | | | | | |
|-----------------|----|-------|---------|---|-----|
| A-9, 3.0L, 6cyl | 20 | 17/23 | \$3,450 | 4 | P T |
|-----------------|----|-------|---------|---|-----|

AMG GLE43 4matic Coupe

| | | | | | |
|-----------------|----|-------|---------|---|-----|
| A-9, 3.0L, 6cyl | 20 | 17/23 | \$3,450 | 4 | P T |
|-----------------|----|-------|---------|---|-----|

AMG GLE63

| | | | | | |
|-----------------|----|-------|---------|---|--------|
| A-7, 5.5L, 8cyl | 15 | 13/17 | \$4,550 | 2 | P T SS |
|-----------------|----|-------|---------|---|--------|

AMG GLE63 S

| | | | | | |
|-----------------|----|-------|---------|---|--------|
| A-7, 5.5L, 8cyl | 15 | 13/17 | \$4,550 | 2 | P T SS |
|-----------------|----|-------|---------|---|--------|

AMG GLE63 S Coupe

| | | | | | |
|-----------------|----|-------|---------|---|--------|
| A-7, 5.5L, 8cyl | 15 | 14/18 | \$4,550 | 2 | P T SS |
|-----------------|----|-------|---------|---|--------|

AMG GLS63

| | | | | | |
|-----------------|----|-------|---------|---|--------|
| A-7, 5.5L, 8cyl | 14 | 13/17 | \$4,900 | 1 | P T SS |
|-----------------|----|-------|---------|---|--------|

G550

| | | | | | |
|-----------------|----|-------|---------|---|-----|
| A-7, 4.0L, 8cyl | 13 | 13/14 | \$5,250 | 1 | P T |
|-----------------|----|-------|---------|---|-----|

G550 4x4 (Special Off-Road Model)

| | | | | | |
|-----------------|----|-------|---------|---|-----|
| A-7, 4.0L, 8cyl | 11 | 11/11 | \$6,250 | 1 | P T |
|-----------------|----|-------|---------|---|-----|

GLE350 4matic

| | | | | | |
|-----------------|----|-------|---------|---|-----|
| A-7, 3.5L, 6cyl | 19 | 18/22 | \$3,600 | 4 | P |
| A-7, 3.5L, 6cyl | 19 | 18/22 | \$3,600 | 4 | Gas |
| | 14 | 13/17 | \$2,750 | 4 | E85 |

GLE400 4matic

| | | | | | |
|-----------------|----|-------|---------|---|--------|
| A-9, 3.0L, 6cyl | 20 | 18/23 | \$3,450 | 4 | P T SS |
|-----------------|----|-------|---------|---|--------|

GLE550e 4matic

| | | | | | |
|-----------------|--|-------------|--|--|-----------|
| A-7, 3.0L, 6cyl | | See page 38 | | | T PHEV SS |
|-----------------|--|-------------|--|--|-----------|

GLS450 4matic

| | | | | | |
|-----------------|----|-------|---------|---|--------|
| A-9, 3.0L, 6cyl | 19 | 17/22 | \$3,600 | 4 | P T SS |
|-----------------|----|-------|---------|---|--------|

GLS550 4matic

| | | | | | |
|-----------------|----|-------|---------|---|--------|
| A-9, 4.7L, 8cyl | 16 | 14/18 | \$4,300 | 2 | P T SS |
|-----------------|----|-------|---------|---|--------|

| Manufacturer Model Configuration (trans, eng size, cyl) | MPG | | Annual Fuel Cost | GHG Rating | Notes |
|--|------|----------|------------------|------------|-------|
| | Comb | City/Hwy | | | |

NISSAN

Armada 4WD

| | | | | | |
|------------------|----|-------|---------|---|--|
| A-S7, 5.6L, 8cyl | 15 | 13/18 | \$3,650 | 2 | |
|------------------|----|-------|---------|---|--|

PORSCHE

Cayenne

| | | | | | |
|------------------|----|-------|---------|---|------|
| A-S8, 3.6L, 6cyl | 20 | 18/24 | \$3,450 | 4 | P SS |
|------------------|----|-------|---------|---|------|

Cayenne GTS

| | | | | | |
|------------------|----|-------|---------|---|--------|
| A-S8, 3.6L, 6cyl | 19 | 16/23 | \$3,600 | 4 | P T SS |
|------------------|----|-------|---------|---|--------|

Cayenne Platinum

| | | | | | |
|------------------|----|-------|---------|---|------|
| A-S8, 3.6L, 6cyl | 19 | 17/23 | \$3,600 | 4 | P SS |
|------------------|----|-------|---------|---|------|

Cayenne S

| | | | | | |
|------------------|----|-------|---------|---|--------|
| A-S8, 3.6L, 6cyl | 20 | 17/24 | \$3,450 | 4 | P T SS |
|------------------|----|-------|---------|---|--------|

Cayenne S e-Hybrid

| | | | | | |
|------------------|-------------|--|--|--|-----------|
| AM-8, 3.0L, 6cyl | See page 38 | | | | S PHEV SS |
|------------------|-------------|--|--|--|-----------|

Cayenne Turbo

| | | | | | |
|------------------|----|-------|---------|---|--------|
| A-S8, 4.8L, 8cyl | 17 | 14/21 | \$4,050 | 3 | P T SS |
|------------------|----|-------|---------|---|--------|

Cayenne Turbo S

| | | | | | |
|------------------|----|-------|---------|---|--------|
| A-S8, 4.8L, 8cyl | 17 | 14/21 | \$4,050 | 3 | P T SS |
|------------------|----|-------|---------|---|--------|

TESLA

Model X AWD - 100D

| | | | | | |
|-----|----|-------|-------|----|----|
| A-1 | 87 | 86/89 | \$850 | 10 | EV |
|-----|----|-------|-------|----|----|

Model X AWD - 60D

| | | | | | |
|-------|----|-------|-------|----|----|
| ▶ A-1 | 93 | 91/94 | \$800 | 10 | EV |
|-------|----|-------|-------|----|----|

Model X AWD - 75D

| | | | | | |
|-------|----|-------|-------|----|----|
| ▶ A-1 | 93 | 91/95 | \$800 | 10 | EV |
|-------|----|-------|-------|----|----|

Model X AWD - 90D

| | | | | | |
|-----|----|-------|-------|----|----|
| A-1 | 92 | 90/94 | \$850 | 10 | EV |
|-----|----|-------|-------|----|----|

Model X AWD - P100D

| | | | | | |
|-----|----|-------|-------|----|----|
| A-1 | 86 | 81/92 | \$900 | 10 | EV |
|-----|----|-------|-------|----|----|

Model X AWD - P90D

| | | | | | |
|-----|----|-------|-------|----|----|
| A-1 | 89 | 89/90 | \$850 | 10 | EV |
|-----|----|-------|-------|----|----|

| Manufacturer Model Configuration (trans, eng size, cyl) | MPG | | Annual Fuel Cost | GHG Rating | Notes |
|--|------|----------|------------------|------------|-------|
| | Comb | City/Hwy | | | |

TOYOTA

4Runner 4WD

| | | | | | |
|------------------|----|-------|---------|---|-------|
| A-S5, 4.0L, 6cyl | 18 | 17/20 | \$3,050 | 3 | PT4WD |
|------------------|----|-------|---------|---|-------|

| | | | | | |
|------------------|----|-------|---------|---|--|
| A-S5, 4.0L, 6cyl | 18 | 17/20 | \$3,050 | 3 | |
|------------------|----|-------|---------|---|--|

Highlander AWD

| | | | | | |
|------------------|----|-------|---------|---|----|
| A-S8, 3.5L, 6cyl | 22 | 20/26 | \$2,500 | 5 | SS |
|------------------|----|-------|---------|---|----|

| | | | | | |
|------------------|----|-------|---------|---|--|
| A-S8, 3.5L, 6cyl | 22 | 19/26 | \$2,500 | 5 | |
|------------------|----|-------|---------|---|--|

Highlander AWD LE

| | | | | | |
|------------------|----|-------|---------|---|----|
| A-S8, 3.5L, 6cyl | 23 | 20/27 | \$2,400 | 5 | SS |
|------------------|----|-------|---------|---|----|

Highlander Hybrid AWD

| | | | | | |
|-------------------|----|-------|---------|---|--------|
| AV-S6, 3.5L, 6cyl | 28 | 29/27 | \$1,950 | 6 | HEV SS |
|-------------------|----|-------|---------|---|--------|

Highlander Hybrid AWD LE Plus

| | | | | | |
|-------------------|----|-------|---------|---|--------|
| AV-S6, 3.5L, 6cyl | 29 | 30/28 | \$1,900 | 7 | HEV SS |
|-------------------|----|-------|---------|---|--------|

Land Cruiser Wagon 4WD

| | | | | | |
|------------------|----|-------|---------|---|--|
| A-S8, 5.7L, 8cyl | 15 | 13/18 | \$3,650 | 2 | |
|------------------|----|-------|---------|---|--|

Sequoia 4WD

| | | | | | |
|------------------|----|-------|---------|---|-------|
| A-S6, 5.7L, 8cyl | 14 | 13/17 | \$3,900 | 1 | PT4WD |
|------------------|----|-------|---------|---|-------|

Sequoia 4WD FFV

| | | | | | |
|------------------|----|-------|---------|---|-----|
| A-S6, 5.7L, 8cyl | 14 | 13/17 | \$3,900 | 1 | Gas |
|------------------|----|-------|---------|---|-----|

| | | | | | |
|--|----|------|---------|---|-----|
| | 10 | 9/13 | \$3,800 | 2 | E85 |
|--|----|------|---------|---|-----|

VOLKSWAGEN

Touareg

| | | | | | |
|------------------|----|-------|---------|---|--|
| A-S8, 3.6L, 6cyl | 19 | 17/23 | \$2,900 | 4 | |
|------------------|----|-------|---------|---|--|

VOLVO

XC90 AWD

| | | | | | |
|------------------|----|-------|---------|---|--------|
| A-S8, 2.0L, 4cyl | 23 | 22/25 | \$3,000 | 5 | P T SS |
|------------------|----|-------|---------|---|--------|

| | | | | | |
|------------------|----|-------|---------|---|----------|
| A-S8, 2.0L, 4cyl | 22 | 20/25 | \$3,100 | 5 | P T S SS |
|------------------|----|-------|---------|---|----------|

XC90 AWD PHEV

| | | | | | |
|------------------|-------------|--|--|--|-------------|
| A-S8, 2.0L, 4cyl | See page 38 | | | | T S PHEV SS |
|------------------|-------------|--|--|--|-------------|

DIESEL VEHICLES

Diesel-powered vehicles are typically more fuel-efficient than comparable vehicles powered by gasoline. Diesel engines are inherently more energy-efficient, and diesel fuel contains roughly 10%–15% more energy per gallon than gasoline. In addition, new advances in diesel engine technology have improved performance, reduced engine noise and fuel odor, and decreased emissions of harmful air pollutants. Ultra-low sulfur diesel fuels also help reduce emissions from these vehicles.

Annual fuel costs below are estimated assuming 15,000 miles of travel each year (55% city and 45% highway) and a diesel fuel cost of \$3.95 per gallon.

| Manufacturer Model Configuration (trans, eng size, cyl) | MPG | | Annual Fuel Cost | GHG Rating | Notes |
|---|------|----------|------------------|------------|-------|
| | Comb | City/Hwy | | | |

COMPACT CARS

BMW

328d

| | | | | | |
|------------------|----|-------|---------|---|-----|
| A-S8, 2.0L, 4cyl | 36 | 31/43 | \$1,650 | 7 | D T |
|------------------|----|-------|---------|---|-----|

328d xDrive

| | | | | | |
|------------------|----|-------|---------|---|-----|
| A-S8, 2.0L, 4cyl | 34 | 30/40 | \$1,750 | 7 | D T |
|------------------|----|-------|---------|---|-----|

CHEVROLET

Cruze

| | | | | | |
|-----------------|----|-------|---------|---|-----|
| A-9, 1.6L, 4cyl | 37 | 31/47 | \$1,600 | 7 | D T |
|-----------------|----|-------|---------|---|-----|

| | | | | | |
|-----------------|----|-------|---------|---|-----|
| M-6, 1.6L, 4cyl | 37 | 30/52 | \$1,600 | 8 | D T |
|-----------------|----|-------|---------|---|-----|

JAGUAR

XE

| | | | | | |
|------------------|----|-------|---------|---|--------|
| A-S8, 2.0L, 4cyl | 36 | 32/42 | \$1,650 | 7 | D T SS |
|------------------|----|-------|---------|---|--------|

XE AWD

| | | | | | |
|------------------|----|-------|---------|---|--------|
| A-S8, 2.0L, 4cyl | 34 | 30/40 | \$1,750 | 7 | D T SS |
|------------------|----|-------|---------|---|--------|

MIDSIZE CARS

JAGUAR

XF

| | | | | | |
|------------------|----|-------|---------|---|--------|
| A-S8, 2.0L, 4cyl | 35 | 31/42 | \$1,700 | 7 | D T SS |
|------------------|----|-------|---------|---|--------|

XF AWD

| | | | | | |
|------------------|----|-------|---------|---|--------|
| A-S8, 2.0L, 4cyl | 34 | 30/40 | \$1,750 | 7 | D T SS |
|------------------|----|-------|---------|---|--------|

SMALL STATION WAGONS

BMW

328d xDrive Sports Wagon

| | | | | | |
|------------------|----|-------|---------|---|-----|
| A-S8, 2.0L, 4cyl | 34 | 30/40 | \$1,750 | 7 | D T |
|------------------|----|-------|---------|---|-----|

SMALL PICKUP TRUCKS 2WD

CHEVROLET

Colorado 2WD

| | | | | | |
|-----------------|----|-------|---------|---|-----|
| A-6, 2.8L, 4cyl | 25 | 22/30 | \$2,350 | 5 | D T |
|-----------------|----|-------|---------|---|-----|

GMC

Canyon 2WD

| | | | | | |
|-----------------|----|-------|---------|---|-----|
| A-6, 2.8L, 4cyl | 25 | 22/30 | \$2,350 | 5 | D T |
|-----------------|----|-------|---------|---|-----|

SMALL PICKUP TRUCKS 4WD

CHEVROLET

Colorado 4WD

| | | | | | |
|-----------------|----|-------|---------|---|-----|
| A-6, 2.8L, 4cyl | 23 | 20/28 | \$2,600 | 4 | D T |
|-----------------|----|-------|---------|---|-----|

Colorado ZR2 4WD

| | | | | | |
|-----------------|----|-------|---------|---|-----|
| A-6, 2.8L, 4cyl | 20 | 19/22 | \$2,950 | 3 | D T |
|-----------------|----|-------|---------|---|-----|

GMC

Canyon 4WD

| | | | | | |
|-----------------|----|-------|---------|---|-----|
| A-6, 2.8L, 4cyl | 23 | 20/28 | \$2,600 | 4 | D T |
|-----------------|----|-------|---------|---|-----|

| Manufacturer Model Configuration (trans, eng size, cyl) | MPG | | Annual Fuel Cost | GHG Rating | Notes |
|---|------|----------|------------------|------------|-------|
| | Comb | City/Hwy | | | |

STANDARD PICKUP TRUCKS 2WD

RAM

1500 2WD

| | | | | | |
|-----------------|----|-------|---------|---|-----|
| A-8, 3.0L, 6cyl | 23 | 20/27 | \$2,600 | 4 | D T |
|-----------------|----|-------|---------|---|-----|

STANDARD PICKUP TRUCKS 4WD

RAM

1500 4WD

| | | | | | |
|-----------------|----|-------|---------|---|-----|
| A-8, 3.0L, 6cyl | 22 | 19/27 | \$2,700 | 4 | D T |
|-----------------|----|-------|---------|---|-----|

SMALL SPORT UTILITY VEHICLES 4WD

JAGUAR

F-Pace

| | | | | | |
|------------------|----|-------|---------|---|--------|
| A-S8, 2.0L, 4cyl | 29 | 26/33 | \$2,050 | 5 | D T SS |
|------------------|----|-------|---------|---|--------|

STANDARD SPORT UTILITY VEHICLES 2WD

JEEP

Grand Cherokee 4X2

| | | | | | |
|-----------------|----|----|----|----|--|
| A-8, 3.0L, 6cyl | NA | NA | NA | NA | |
|-----------------|----|----|----|----|--|

STANDARD SPORT UTILITY VEHICLES 4WD

BMW

X5 xDrive 35d

| | | | | | |
|------------------|----|-------|---------|---|--------|
| A-S8, 3.0L, 6cyl | 25 | 23/29 | \$2,350 | 5 | D T SS |
|------------------|----|-------|---------|---|--------|

JEEP

Grand Cherokee 4X4

| | | | | | |
|-----------------|----|----|----|----|--|
| A-8, 3.0L, 6cyl | NA | NA | NA | NA | |
|-----------------|----|----|----|----|--|

LAND ROVER

Discovery

| | | | | | |
|------------------|----|-------|---------|---|--------|
| A-S8, 3.0L, 6cyl | 23 | 21/26 | \$2,600 | 4 | D T SS |
|------------------|----|-------|---------|---|--------|

Discovery TDV6

| | | | | | |
|------------------|----|----|----|----|--|
| A-S8, 3.0L, 6cyl | NA | NA | NA | NA | |
|------------------|----|----|----|----|--|

Range Rover

| | | | | | |
|------------------|----|-------|---------|---|--------|
| A-S8, 3.0L, 6cyl | 24 | 22/28 | \$2,450 | 5 | D T SS |
|------------------|----|-------|---------|---|--------|

Range Rover Sport

| | | | | | |
|------------------|----|-------|---------|---|--------|
| A-S8, 3.0L, 6cyl | 24 | 22/28 | \$2,450 | 5 | D T SS |
|------------------|----|-------|---------|---|--------|

MERCEDES-BENZ

GLE350d 4MATIC

| | | | | | |
|------------------|----|----|----|----|--|
| AM-9, 3.0L, 6cyl | NA | NA | NA | NA | |
|------------------|----|----|----|----|--|

GLS350d 4MATIC

| | | | | | |
|------------------|----|----|----|----|--|
| AM-9, 3.0L, 6cyl | NA | NA | NA | NA | |
|------------------|----|----|----|----|--|

ALL-ELECTRIC VEHICLES

All-electric vehicles (EVs) are propelled by one or more electric motors powered by a rechargeable battery. EVs are energy-efficient and reduce our dependence on petroleum since electricity is produced from domestic resources. They emit no tailpipe pollutants, although the power plant producing the electricity may emit pollution.

Electric motors have several performance benefits. They are quiet, have instant torque for quick acceleration, and require less maintenance than internal combustion engines.

Current EVs have a shorter driving range than gasoline or hybrid vehicles, and their range is more sensitive to driving style, driving conditions, and accessory use. Fully recharging the battery pack can take several hours—though a "fast charge" to 80%

capacity may take as little as 30 minutes. Charging options outside the home are expanding. More than 350 employers offer charging at work, and about 14,000 public charging stations are available. EVs are also more expensive than comparable conventional vehicles and hybrids due to the cost of the large battery. However, as manufacturers continue to improve the driving range and reduce the cost of these vehicles, they are becoming more practical and affordable for a wider range of consumers.

A federal income tax credit of up to \$7,500 is currently available to consumers purchasing a qualifying EV. State and/or local incentives may also apply. For additional information on EVs, including tax incentives, visit www.fueleconomy.gov.

| Model | Motor | Battery Type | Fuel Economy (comb/city/hwy) | | Driving Range* (miles) | Charge Time (hrs @ 240) | GHG Rating | Annual Fuel Cost |
|-----------------------------------|----------------------|--------------|------------------------------|------------|------------------------|-------------------------|------------|------------------|
| | | | MPGe | kWh/100 mi | | | | |
| TWO-SEATER CARS | | | | | | | | |
| SMART | | | | | | | | |
| fortwo electric drive convertible | 60 kW AC Synchronous | Li-Ion | 102/112/91 | 33/30/37 | 57 | 3 | 10 | \$750 |
| fortwo electric drive coupe | NA | Li-Ion | NA | NA | NA | NA | NA | NA |
| MINICOMPACT CARS | | | | | | | | |
| FIAT | | | | | | | | |
| 500e | 82 kW AC Induction | Li-Ion | 112/121/103 | 30/28/33 | 84 | 4 | 10 | \$650 |
| SUBCOMPACT CARS | | | | | | | | |
| BMW | | | | | | | | |
| i3 BEV (60 Amp-hour battery) | 125 kW AC Induction | Li-Ion | 124/137/111 | 27/25/30 | 81 | 4 | 10 | \$600 |
| i3 BEV (94 Amp-hour battery) | 125 kW AC Induction | Li-Ion | 118/129/106 | 29/26/32 | 114 | 5 | 10 | \$650 |
| MITSUBISHI | | | | | | | | |
| i-MiEV | 49 kW DCPM | Li-Ion | 112/121/102 | 30/28/33 | 59 | 7 | 10 | \$700 |
| COMPACT CARS | | | | | | | | |
| FORD | | | | | | | | |
| Focus Electric | 107 kW AC PMSM | Li-Ion | 107/118/96 | 31/28/35 | 115 | 5.5 | 10 | \$700 |
| VOLKSWAGEN | | | | | | | | |
| e-Golf | 100 kW AC PMSM | Li-Ion | 119/126/111 | 28/27/30 | 125 | 5.3 | 10 | \$650 |
| MIDSIZE CARS | | | | | | | | |
| HONDA | | | | | | | | |
| Clarity EV | 120 kW AC PMSM | Li-Ion | 114/126/103 | 30/27/33 | 89 | 4 | 10 | \$700 |
| HYUNDAI | | | | | | | | |
| Ioniq Electric | 88 kW AC PMSM | Li-Ion | 136/150/122 | 25/22/28 | 124 | 4 | 10 | \$550 |
| MERCEDES-BENZ | | | | | | | | |
| B250e | 132 kW AC Induction | Li-Ion | 84/85/82 | 40/39/41 | 87 | 3.5 | 10 | \$900 |
| NISSAN | | | | | | | | |
| Leaf | 80 kW DCPM | Li-Ion | 112/124/101 | 30/27/33 | 107 | 6 | 10 | \$650 |
| TESLA | | | | | | | | |
| Model 3 AWD | NA | Li-Ion | NA | NA | NA | NA | NA | NA |
| Model 3 Long Range | 192 kW AC 3-Phase | Li-Ion | 126/131/120 | 27/26/28 | 310 | 8.5/12 | 10 | \$600 |
| Model 3 RWD | NA | Li-Ion | NA | NA | NA | NA | NA | NA |

| Model | Motor | Battery Type | Fuel Economy (comb/city/hwy) | | Driving Range* (miles) | Charge Time (hrs @ 240) | GHG Rating | Annual Fuel Cost |
|--|---|--------------|------------------------------|------------|------------------------|-------------------------|------------|------------------|
| | | | MPGe | kWh/100 mi | | | | |
| LARGE CARS | | | | | | | | |
| TESLA | | | | | | | | |
| Model S (60 kW-hr battery pack) | 285 kW AC Induction (60 kW-hr battery pack) | Li-Ion | 99/98/101 | 34/35/33 | 210 | 3.8/10 | 10 | \$750 |
| Model S (75 kW-hr battery pack) | 285 kW AC Induction (75 kW-hr battery pack) | Li-Ion | 98/97/100 | 34/35/34 | 249 | 4.8/12 | 10 | \$750 |
| Model S AWD - 100D | 193 (front) 193 (rear) (100 kW-hr battery pack) | Li-Ion | 102/101/102 | 33/33/33 | 335 | 4.8/12 | 10 | \$750 |
| Model S AWD - 60D | 193 (front) 193 (rear) (60 kW-hr battery pack) | Li-Ion | 104/101/107 | 32/33/32 | 218 | 3.8/12 | 10 | \$700 |
| Model S AWD - 75D | 193 (front) 193 (rear) (75 kW-hr battery pack) | Li-Ion | 103/102/105 | 33/33/32 | 259 | 4.8/12 | 10 | \$750 |
| Model S AWD - 90D | 193 (front) 193 (rear) (90 kW-hr battery pack) | Li-Ion | 104/102/107 | 32/33/32 | 294 | 4.8/12 | 10 | \$700 |
| Model S AWD - P100D | 193/375 kW AC Induction | Li-Ion | NA | NA | NA | NA | NA | NA |
| Model S AWD - P90D | 193 (front) 375 (rear) (90 kW-hr battery pack) | Li-Ion | 95/92/100 | 35/37/34 | 270 | 4.8/12 | 10 | \$800 |
| Model S RWD (90 kWh battery) | 193/285 kW AC Induction | Li-Ion | NA | NA | NA | NA | NA | NA |
| SMALL STATION WAGONS | | | | | | | | |
| CHEVROLET | | | | | | | | |
| Bolt EV | 150 kW ACPM | Li-Ion | 119/128/110 | 28/26/31 | 238 | 9.3 | 10 | \$650 |
| KIA | | | | | | | | |
| Soul Electric | 81 kW AC PMSM | Li-Ion | 105/120/92 | 32/28/37 | 93 | 4 | 10 | \$700 |
| SMALL SPORT UTILITY VEHICLES 2WD | | | | | | | | |
| BYD | | | | | | | | |
| e6 | 75 kW DCPM | Li-Ion | 72/73/71 | 47/46/47 | 187 | 5 | 10 | \$1,050 |
| STANDARD SPORT UTILITY VEHICLES 4WD | | | | | | | | |
| TESLA | | | | | | | | |
| Model X AWD - 100D | 193 (front) 193 (rear) (100 kW-hr battery pack) | Li-Ion | 87/86/89 | 39/39/38 | 295 | 4.8/12 | 10 | \$850 |
| Model X AWD - 60D | 193 (front) 193 (rear) (60 kW-hr battery pack) | Li-Ion | 93/91/94 | 36/37/36 | 200 | 4.8/12 | 10 | \$800 |
| Model X AWD - 75D | 193 (front) 193 (rear) (75 kW-hr battery pack) | Li-Ion | 93/91/95 | 36/37/35 | 238 | 4.8/12 | 10 | \$800 |
| Model X AWD - 90D | 193 (front) 193 (rear) (90 kW-hr battery pack) | Li-Ion | 92/90/94 | 37/37/36 | 257 | 4.8/12 | 10 | \$850 |
| Model X AWD - P100D | 193 (front) 375 (rear) (100 kW-hr battery pack) | Li-Ion | 86/81/92 | 39/41/37 | 289 | 4.8/12 | 10 | \$900 |
| Model X AWD - P90D | 193 (front) 375 (rear) (90 kW-hr battery pack) | Li-Ion | 89/89/90 | 38/38/37 | 250 | 4.8/12 | 10 | \$850 |

NOTES AND ABBREVIATIONS:

*.....Range for combined city/highway driving (55% city and 45% highway)
 AC..... Alternating current induction motor
 ACPM...Alternating current permanent magnet

DCPM...Direct current permanent magnet brushless motor
 Li-Ion.... Lithium Ion
 NA..... Not available
 PMSM...Permanent magnet synchronous motor

FUEL CELL VEHICLES

Though not yet available for the mass market, a limited number fuel cell vehicles (FCVs) will be available for lease and sale in select regions of the country, mostly in California, in 2016–17. FCVs are propelled by electric motors powered by fuel cells, which produce electricity from the chemical energy of hydrogen. Fuel cell technology is more efficient than internal combustion engines and environmentally cleaner—the only by-product of a hydrogen fuel cell vehicle is water. However, several challenges must be overcome before FCVs are mass-marketed and sold across the country. For more information about FCVs, visit www.fueleconomy.gov and the Fuel Cell Technologies Program website at www.energy.gov/eere/fuelcells/fuel-cell-technologies-office/.

| Model | Fuel Cell Type | Motor | Battery Type & Rating | Fuel Type | Fuel Economy Comb/City/Hwy | Driving Range (miles) |
|---|----------------|---------------------|-----------------------|-----------|---------------------------------------|-----------------------|
| SUBCOMPACT CARS | | | | | | |
| TOYOTA | | | | | | |
| Mirai* | PEFC | 113 kW AC Induction | 245 V Ni-MH | Hydrogen | MPGe 67 / 67 / 67 MPK 66 / 66 / 66 | |
| MIDSIZE CARS | | | | | | |
| HONDA | | | | | | |
| Clarity FCV* | PEM | 130 kW AC PMSM | 346 V Li-Ion | Hydrogen | MPGe 68 / 69 / 67 MPK 67 / 68 / 66 | |
| SMALL SPORT UTILITY VEHICLES 2WD | | | | | | |
| HYUNDAI | | | | | | |
| Tucson Fuel Cell† | PEM | 100 kW AC Induction | 180 V Li-Ion | Hydrogen | MPGe 50 / 49 / 51 MPK 49 / 48 / 50 | |

* Available for sale at select dealers in California or Hawaii

† Available for lease only at select dealers in California

ABBREVIATIONS:

AC..... Alternating current induction motor
Li-Ion.... Lithium Ion
MPGe... Miles per gallon equivalent

MPK.....Miles per kilogram
Ni-MH... Nickel-Metal Hydride
PEM.....Polymer electrolyte membrane
PMSM...Permanent magnet synchronous motor

PLUG-IN HYBRID ELECTRIC VEHICLES

Plug-in hybrid electric vehicles (PHEVs) are hybrids that can be charged by plugging them into an electrical outlet or charging station. Plug-in hybrids can store enough electricity from the power grid to significantly reduce their petroleum consumption under typical driving conditions.

There are two basic plug-in hybrid configurations:

- **Series PHEVs, also called Extended Range Electric Vehicles (EREVs).** The electric motor on these vehicles is the only power source that turns the wheels; the gasoline engine only generates electricity. Series PHEVs can run solely on electricity until the battery needs to be recharged. The gasoline engine will then generate the electricity needed to power the electric motor. For short trips, these vehicles may not use any gasoline.
- **Parallel or Blended PHEVs.** Both the engine and electric motor are mechanically connected to the wheels, and both may propel the vehicle. The vehicle may operate using both electricity and gasoline at the same time, using electricity only, or using gasoline only.

Plug-in hybrids also have different battery capacities, allowing some to travel farther on electricity than others. PHEV fuel economy, like that of EVs and regular hybrids, can be sensitive to driving style, driving conditions, and accessory use. When operating in pure electric mode, PHEVs emit no tailpipe pollutants, although the power plant producing the electricity may emit pollution.

Charging a PHEV's battery typically takes several hours. They can be charge at home or at an increasing number of workplaces or public locations. However, PHEVs don't have to be plugged in to be driven. They can be fueled solely with gasoline, like a conventional hybrid, but they will not achieve maximum range or fuel economy without charging.

Plug-in hybrids use less petroleum and cost less to fuel than conventional hybrids, but they are more expensive to purchase.

A federal income tax credit of up to \$7,500 is currently available to consumers purchasing a qualifying plug-in hybrid. State and/or local incentives may also apply. For additional information on PHEVs, including tax incentives, visit www.fueleconomy.gov.

| Manufacturer Model Trans, Eng Size, Cyl Elec. Motor | Fuel | Fuel Economy Combined MPGe | Range (miles) | Total Range* (miles) | Charge Time (hrs @ 240 V) | GHG Rating | Annual Fuel Cost |
|---|------------------------|-----------------------------------|------------------|----------------------------|------------------------------------|---------------|------------------------|
| | | Comb / City / Hwy MPG | | | | | |
| SUBCOMPACT CARS | | | | | | | |
| BMW | | | | | | | |
| i3 REX (94 Amp-hour battery) | | | | | | | |
| A-1, 0.6L, 2cyl, 125kW AC Induction [†] | Electricity | 111 MPGe (30kWh/100 mi) | 97 | 180 | 5 | 10 | \$850 |
| | Premium Gasoline | 35 / 36 / 33 | 80 | | | | |
| i8 | | | | | | | |
| A-6, 1.5L, 3cyl, 96kW AC Induction [†] | Electricity + Gasoline | 76 MPGe ([43kWh +0.1 gal]/100 mi) | 15 | 330 | 2 | 10 | \$1,900 |
| | Premium Gasoline | 28 / 28 / 29 | 316 | | | | |
| COMPACT CARS | | | | | | | |
| AUDI | | | | | | | |
| A3 e-tron | | | | | | | |
| AM-S6, 1.4L, 4cyl, 80 kW DCPM [‡] | Electricity + Gasoline | 83 MPGe ([41kWh +0 gal]/100 mi) § | 16 | 380 | 2.5 | 10 | \$1,550 |
| | Premium Gasoline | 34 / 33 / 36 | 360 | | | | |
| BMW | | | | | | | |
| 330e | | | | | | | |
| A-S8, 2.0L, 4cyl, 83kW DCPM [‡] | Electricity + Gasoline | 71 MPGe ([47kWh +0 gal]/100 mi) § | 14 | 350 | 2 | 10 | \$1,850 |
| | Premium Gasoline | 30 / 28 / 34 | 332 | | | | |
| CHEVROLET | | | | | | | |
| Volt | | | | | | | |
| AV, 1.5L, 4cyl, 48 and 87 kW 3-Phase AC | Electricity | 106 MPGe ([31kWh +0 gal]/100 mi) | 53 | 420 | 4.5 | 10 | \$850 |
| | Gasoline | 42 / 43 / 42 | 367 | | | | |
| MERCEDES-BENZ | | | | | | | |
| C350e | | | | | | | |
| A-7, 2.0L, 4cyl, 60 kW DCPM [‡] | Electricity + Gasoline | 51 MPGe ([56kWh +0.2 gal]/100 mi) | 9 | 410 | 1.5 | 9 | \$2,050 |
| | Premium Gasoline | 30 / 28 / 32 | 397 | | | | |
| MIDSIZE CARS | | | | | | | |
| CADILLAC | | | | | | | |
| CT6 Plug-In | | | | | | | |
| AV, 2.0L, 4cyl, 59 and 61kW 3-Phase AC | Electricity + Gasoline | 62 MPGe ([54kWh +0 gal]/100 mi) | 31 | 440 | 4.5 | 10 | \$1,850 |
| | Premium Gasoline | 26 / 23 / 29 | 406 | | | | |
| FORD | | | | | | | |
| C-MAX Energi Plug-In Hybrid | | | | | | | |
| AV, 2.0L, 4cyl, 68 kW DCPM [‡] | Electricity + Gasoline | 95 MPGe ([35kWh +0 gal]/100 mi) | 20 | 570 | 2.5 | 10 | \$1,100 |
| | Gasoline | 39 / 41 / 38 | 546 | | | | |

| Manufacturer Model Trans, Eng Size, Cyl Elec. Motor | Fuel | Fuel Economy Combined MPGe | Range (miles) | Total Range* (miles) | Charge Time (hrs @ 240 V) | GHG Rating | Annual Fuel Cost |
|---|------------------------|-----------------------------------|------------------|----------------------------|------------------------------------|---------------|------------------------|
| | | Comb / City / Hwy MPG | | | | | |
| Fusion Energi Plug-in Hybrid | | | | | | | |
| AV, 2.0L, 4cyl, 68 kW DCPM [†] | Electricity + Gasoline | 97 MPGe ([35kWh +0 gal]/100 mi) § | 22 | 610 | 2.5 | 10 | \$1,050 |
| | Gasoline | 42 / 43 / 41 | 588 | | | | |
| HYUNDAI | | | | | | | |
| Sonata Plug-in Hybrid | | | | | | | |
| AM-6, 2.0L, 4cyl, 50 kW IPMSM ^{††} | Electricity + Gasoline | 99 MPGe ([34kWh +0 gal]/100 mi) § | 27 | 590 | 2.7 | 10 | \$1,050 |
| | Gasoline | 39 / 38 / 40 | 560 | | | | |
| KIA | | | | | | | |
| Optima Plug-in Hybrid | | | | | | | |
| AM-6, 2.0L, 4cyl, 50kW IPMSM ^{††} | Electricity + Gasoline | 103 MPGe ([33kWh +0 gal]/100 mi) | 29 | 610 | 2.7 | 10 | \$1,000 |
| | Gasoline | 40 / 38 / 43 | 581 | | | | |
| TOYOTA | | | | | | | |
| Prius Prime | | | | | | | |
| AV, 1.8L, 4cyl, 16 and 37 kW AC Induction [†] | Electricity + Gasoline | 133 MPGe ([25kWh +0 gal]/100 mi) | 25 | 640 | 2 | 10 | \$800 |
| | Gasoline | 54 / 55 / 53 | 618 | | | | |
| LARGE CARS | | | | | | | |
| BMW | | | | | | | |
| 740e xDrive | | | | | | | |
| A-S8, 2.0L, 4cyl, 83kW DCPM [†] | Electricity + Gasoline | 64 MPGe ([52kWh +0 gal]/100 mi) § | 14 | 340 | 3 | 9 | \$2,050 |
| | Premium Gasoline | 27 / 25 / 29 | 326 | | | | |
| MERCEDES-BENZ | | | | | | | |
| S550e | | | | | | | |
| A-7, 3.0L, 6cyl, 85 kW DCPM [†] | Electricity + Gasoline | 58 MPGe ([59kWh +0 gal]/100 mi) | 14 | 450 | 1.9 | 9 | \$2,150 |
| | Premium Gasoline | 26 / 24 / 30 | 436 | | | | |
| MINIVANS 2WD | | | | | | | |
| CHRYSLER | | | | | | | |
| Pacifica Hybrid | | | | | | | |
| AV, 3.6L, 6cyl, 89 kW AC Induction [†] | Electricity + Gasoline | 84 MPGe ([40kWh +0 gal]/100 mi) | 33 | 570 | 2 | 10 | \$1,200 |
| | Gasoline | 32 / 32 / 33 | 533 | | | | |
| STANDARD SPORT UTILITY VEHICLES 4WD | | | | | | | |
| BMW | | | | | | | |
| X5 xDrive40e | | | | | | | |
| A-S8, 2.0L, 4cyl, 83 kW AC Induction [†] | Electricity + Gasoline | 56 MPGe ([59kWh +0 gal]/100 mi) | 14 | 540 | 3 | 8 | \$2,350 |
| | Premium Gasoline | 24 / 23 / 25 | 521 | | | | |
| MERCEDES-BENZ | | | | | | | |
| GLE550e 4matic | | | | | | | |
| A-7, 3.0L, 6cyl, 85 kW DCPM [†] | Electricity + Gasoline | 43 MPGe ([69kWh +0.3 gal]/100 mi) | 12 | 460 | 1.9 | 7 | \$2,800 |
| | Premium Gasoline | 21 / 20 / 23 | 445 | | | | |
| PORSCHE | | | | | | | |
| Cayenne S e-Hybrid | | | | | | | |
| AM-8, 3.0L, 6cyl, 70 kW DC Brushless ^{§§} | Electricity | 46 MPGe (71kWh/100 mi) | 14 | 480 | 3 | 8 | \$2,550 |
| | Premium Gasoline | 22 / 21 / 24 | 470 | | | | |
| VOLVO | | | | | | | |
| XC90 AWD PHEV | | | | | | | |
| A-S8, 2.0L, 4cyl, 34 and 65 kW DCPM [†] | Electricity + Gasoline | 54 MPGe ([60kWh +0.1 gal]/100 mi) | 14 | 350 | 3 | 8 | \$2,250 |
| | Premium Gasoline | 25 / 24 / 27 | 332 | | | | |

* Total range includes operation on both electricity and gasoline and is rounded to the nearest 10 miles.

† Alternating current induction motor

‡ Direct current permanent magnet brushless motor

§ This vehicle did not use any gasoline for charge-depleting (electric) operation during EPA city and highway tests. However, depending on how you drive the vehicle, you may use both gasoline and electricity during charge-depleting operation following a full charge.

** Three-phase alternating current motor

†† Interior permanent magnet synchronous motor

†† Interior permanent magnet alternating current motor

§§ Direct current brushless motor

HYBRID ELECTRIC VEHICLES

Hybrids combine the best features of the internal combustion engine with an electric motor and can significantly improve fuel economy. They are primarily propelled by an internal combustion engine, just like conventional vehicles. However, they also use regenerative braking to convert energy normally wasted during coasting and braking into electricity. The recovered electricity is stored in a battery until needed by the electric motor. The electric motor assists the engine when accelerating or hill climbing and at low speeds, where internal combustion engines are least efficient.

Note: Unlike plug-in hybrids, conventional hybrids cannot be plugged into an external source of electricity to be recharged or run on electricity for any substantial distance. Instead, gasoline and regenerative braking provide all of the vehicle's energy.

Annual fuel cost is estimated assuming 15,000 miles of travel each year (55% city and 45% highway) and a fuel cost of \$3.65 per gallon for regular unleaded gasoline or \$4.57 per gallon for premium gasoline.

| Manufacturer Model Configuration (trans, eng size, cyl) | MPG | | Annual Fuel Cost | GHG Rating | Battery Type |
|---|------|----------|------------------|------------|--------------|
| | Comb | City/Hwy | | | |

TWO-SEATER CARS

ACURA

NSX Hybrid

| | | | | | |
|-------------------|----|-------|---------|---|-------------|
| AM-S9, 3.5L, 6cyl | 21 | 21/22 | \$3,250 | 4 | 260V Li-Ion |
|-------------------|----|-------|---------|---|-------------|

FERRARI

LaFerrari Aperta

| | | | | | |
|-------------------|----|-------|---------|---|-----------------|
| AM-7, 6.3L, 12cyl | 13 | 12/15 | \$5,250 | 1 | Two 444V Li-Ion |
|-------------------|----|-------|---------|---|-----------------|

COMPACT CARS

INFINITI

Q50 Hybrid

| | | | | | |
|------------------|----|-------|---------|---|-------------|
| A-S7, 3.5L, 6cyl | 29 | 27/32 | \$2,350 | 7 | 346V Li-Ion |
|------------------|----|-------|---------|---|-------------|

Q50 Hybrid AWD

| | | | | | |
|------------------|----|-------|---------|---|-------------|
| A-S7, 3.5L, 6cyl | 28 | 26/30 | \$2,450 | 6 | 346V Li-Ion |
|------------------|----|-------|---------|---|-------------|

LEXUS

CT 200h

| | | | | | |
|----------------|----|-------|---------|---|------------|
| AV, 1.8L, 4cyl | 42 | 43/40 | \$1,300 | 9 | 202V Ni-MH |
|----------------|----|-------|---------|---|------------|

TOYOTA

Prius c

| | | | | | |
|----------------|----|-------|---------|----|------------|
| AV, 1.5L, 4cyl | 46 | 48/43 | \$1,200 | 10 | 144V Ni-MH |
|----------------|----|-------|---------|----|------------|

MIDSIZE CARS

ACURA

RLX Hybrid

| | | | | | |
|-------------------|----|-------|---------|---|-------------|
| AM-S7, 3.5L, 6cyl | 29 | 29/30 | \$2,350 | 7 | 260V Li-Ion |
|-------------------|----|-------|---------|---|-------------|

CHEVROLET

Malibu Hybrid

| | | | | | |
|----------------|----|-------|---------|----|-------------|
| AV, 1.8L, 4cyl | 46 | 49/43 | \$1,200 | 10 | 300V Li-Ion |
|----------------|----|-------|---------|----|-------------|

FORD

Fusion Hybrid FWD

| | | | | | |
|----------------|----|-------|---------|---|-------------|
| AV, 2.0L, 4cyl | 42 | 43/41 | \$1,300 | 9 | 280V Li-Ion |
|----------------|----|-------|---------|---|-------------|

HONDA

Accord Hybrid

| | | | | | |
|----------------|----|-------|---------|----|-------------|
| AV, 2.0L, 4cyl | 48 | 49/47 | \$1,150 | 10 | 259V Li-Ion |
|----------------|----|-------|---------|----|-------------|

HYUNDAI

Sonata Hybrid

| | | | | | |
|------------------|----|-------|---------|---|-------------|
| AM-6, 2.0L, 4cyl | 40 | 38/43 | \$1,350 | 9 | 270V Li-Ion |
|------------------|----|-------|---------|---|-------------|

Sonata Hybrid SE

| | | | | | |
|------------------|----|-------|---------|---|-------------|
| AM-6, 2.0L, 4cyl | 42 | 39/45 | \$1,300 | 9 | 270V Li-Ion |
|------------------|----|-------|---------|---|-------------|

INFINITI

Q70 Hybrid

| | | | | | |
|------------------|----|-------|---------|---|-------------|
| A-S7, 3.5L, 6cyl | 30 | 28/33 | \$2,300 | 7 | 346V Li-Ion |
|------------------|----|-------|---------|---|-------------|

| Manufacturer Model Configuration (trans, eng size, cyl) | MPG | | Annual Fuel Cost | GHG Rating | Battery Type |
|---|------|----------|------------------|------------|--------------|
| | Comb | City/Hwy | | | |

KIA

Optima Hybrid

| | | | | | |
|------------------|----|-------|---------|---|-------------|
| AM-6, 2.0L, 4cyl | 42 | 39/46 | \$1,300 | 9 | 270V Li-Ion |
|------------------|----|-------|---------|---|-------------|

LEXUS

ES 300h

| | | | | | |
|-------------------|----|-------|---------|---|------------|
| AV-S6, 2.5L, 4cyl | 40 | 40/39 | \$1,350 | 9 | 245V Ni-MH |
|-------------------|----|-------|---------|---|------------|

GS 450h

| | | | | | |
|-------------------|----|-------|---------|---|------------|
| AV-S8, 3.5L, 6cyl | 31 | 29/34 | \$2,200 | 7 | 288V Ni-MH |
|-------------------|----|-------|---------|---|------------|

LINCOLN

MKZ Hybrid FWD

| | | | | | |
|----------------|----|-------|---------|---|-------------|
| AV, 2.0L, 4cyl | 40 | 41/38 | \$1,350 | 9 | 280V Li-Ion |
|----------------|----|-------|---------|---|-------------|

TOYOTA

Avalon Hybrid

| | | | | | |
|-------------------|----|-------|---------|---|------------|
| AV-S6, 2.5L, 4cyl | 40 | 40/39 | \$1,350 | 9 | 245V Ni-MH |
|-------------------|----|-------|---------|---|------------|

Camry Hybrid LE

| | | | | | |
|----------------|----|-------|---------|---|------------|
| AV, 2.5L, 4cyl | 40 | 42/38 | \$1,350 | 9 | 245V Ni-MH |
|----------------|----|-------|---------|---|------------|

Camry Hybrid XLE/SE

| | | | | | |
|----------------|----|-------|---------|---|------------|
| AV, 2.5L, 4cyl | 38 | 40/37 | \$1,450 | 9 | 245V Ni-MH |
|----------------|----|-------|---------|---|------------|

Prius

| | | | | | |
|----------------|----|-------|---------|----|-------------|
| AV, 1.8L, 4cyl | 52 | 54/50 | \$1,050 | 10 | 207V Li-Ion |
|----------------|----|-------|---------|----|-------------|

Prius Eco

| | | | | | |
|----------------|----|-------|---------|----|-------------|
| AV, 1.8L, 4cyl | 56 | 58/53 | \$1,000 | 10 | 207V Li-Ion |
|----------------|----|-------|---------|----|-------------|

LARGE CARS

FORD

C-MAX Hybrid FWD

| | | | | | |
|----------------|----|-------|---------|---|-------------|
| AV, 2.0L, 4cyl | 40 | 42/38 | \$1,350 | 9 | 280V Li-Ion |
|----------------|----|-------|---------|---|-------------|

HYUNDAI

Ioniq

| | | | | | |
|------------------|----|-------|---------|----|-------------|
| AM-6, 1.6L, 4cyl | 55 | 55/54 | \$1,000 | 10 | 240V Li-Ion |
|------------------|----|-------|---------|----|-------------|

Ioniq Blue

| | | | | | |
|------------------|----|-------|-------|----|-------------|
| AM-6, 1.6L, 4cyl | 58 | 57/59 | \$950 | 10 | 240V Li-Ion |
|------------------|----|-------|-------|----|-------------|

SMALL STATION WAGONS

KIA

Niro

| | | | | | |
|------------------|----|-------|---------|----|-------------|
| AM-6, 1.6L, 4cyl | 49 | 51/46 | \$1,100 | 10 | 240V Li-Ion |
|------------------|----|-------|---------|----|-------------|

Niro FE

| | | | | | |
|------------------|----|-------|---------|----|-------------|
| AM-6, 1.6L, 4cyl | 50 | 52/49 | \$1,100 | 10 | 240V Li-Ion |
|------------------|----|-------|---------|----|-------------|

Niro Touring

| | | | | | |
|------------------|----|-------|---------|---|-------------|
| AM-6, 1.6L, 4cyl | 43 | 46/40 | \$1,250 | 9 | 240V Li-Ion |
|------------------|----|-------|---------|---|-------------|

| Manufacturer Model Configuration (trans, eng size, cyl) | MPG | | Annual Fuel Cost | GHG Rating | Battery Type |
|--|------|----------|------------------|------------|--------------|
| | Comb | City/Hwy | | | |

MIDSIZE STATION WAGONS

TOYOTA

Prius v

| | | | | | |
|----------------|----|-------|---------|---|------------|
| AV, 1.8L, 4cyl | 41 | 43/39 | \$1,350 | 9 | 202V Ni-MH |
|----------------|----|-------|---------|---|------------|

STANDARD PICKUP TRUCKS 2WD

CHEVROLET

Silverado 15 Hybrid 2WD

| | | | | | |
|-----------------|----|-------|---------|---|------------|
| A-8, 5.3L, 8cyl | 20 | 18/24 | \$2,750 | 4 | 86V Li-Ion |
|-----------------|----|-------|---------|---|------------|

GMC

Sierra 15 Hybrid 2WD

| | | | | | |
|-----------------|----|-------|---------|---|------------|
| A-8, 5.3L, 8cyl | 20 | 18/24 | \$2,750 | 4 | 86V Li-Ion |
|-----------------|----|-------|---------|---|------------|

STANDARD PICKUP TRUCKS 4WD

CHEVROLET

Silverado 15 Hybrid 4WD

| | | | | | |
|-----------------|----|-------|---------|---|------------|
| A-8, 5.3L, 8cyl | 18 | 16/21 | \$3,050 | 3 | 86V Li-Ion |
|-----------------|----|-------|---------|---|------------|

GMC

Sierra 15 Hybrid 4WD

| | | | | | |
|-----------------|----|-------|---------|---|------------|
| A-8, 5.3L, 8cyl | 18 | 16/21 | \$3,050 | 3 | 86V Li-Ion |
|-----------------|----|-------|---------|---|------------|

SMALL SPORT UTILITY VEHICLES 2WD

NISSAN

Rogue Hybrid FWD

| | | | | | |
|-------------------|----|-------|---------|---|-------------|
| AV-S7, 2.0L, 4cyl | 34 | 33/35 | \$1,600 | 8 | 202V Li-Ion |
|-------------------|----|-------|---------|---|-------------|

Rogue SV FWD Hybrid

| | | | | | |
|-----------------|----|----|----|----|-------------|
| CVT, 2.5L, 4cyl | NA | NA | NA | NA | 202V Li-Ion |
|-----------------|----|----|----|----|-------------|

SMALL SPORT UTILITY VEHICLES 4WD

ACURA

MDX Hybrid AWD

| | | | | | |
|-------------------|----|-------|---------|---|-------------|
| AM-S7, 3.0L, 6cyl | 27 | 26/27 | \$2,550 | 6 | 259V Li-Ion |
|-------------------|----|-------|---------|---|-------------|

| Manufacturer Model Configuration (trans, eng size, cyl) | MPG | | Annual Fuel Cost | GHG Rating | Battery Type |
|--|------|----------|------------------|------------|--------------|
| | Comb | City/Hwy | | | |

LEXUS

NX 300h AWD

| | | | | | |
|-------------------|----|-------|---------|---|------------|
| AV-S6, 2.5L, 4cyl | 31 | 33/30 | \$1,750 | 7 | 245V Ni-MH |
|-------------------|----|-------|---------|---|------------|

NISSAN

Rogue Hybrid AWD

| | | | | | |
|-------------------|----|-------|---------|---|-------------|
| AV-S7, 2.0L, 4cyl | 33 | 31/34 | \$1,650 | 8 | 202V Li-Ion |
|-------------------|----|-------|---------|---|-------------|

TOYOTA

RAV4 Hybrid AWD

| | | | | | |
|-------------------|----|-------|---------|---|------------|
| AV-S6, 2.5L, 4cyl | 32 | 34/30 | \$1,700 | 7 | 245V Ni-MH |
|-------------------|----|-------|---------|---|------------|

STANDARD SPORT UTILITY VEHICLES 2WD

INFINITI

QX60 Hybrid FWD

| | | | | | |
|-------------------|----|-------|---------|---|-------------|
| AV-S7, 2.5L, 4cyl | 26 | 25/27 | \$2,100 | 6 | 144V Li-Ion |
|-------------------|----|-------|---------|---|-------------|

STANDARD SPORT UTILITY VEHICLES 4WD

INFINITI

QX60 Hybrid AWD

| | | | | | |
|-------------------|----|-------|---------|---|-------------|
| AV-S7, 2.5L, 4cyl | 26 | 25/27 | \$2,100 | 6 | 144V Li-Ion |
|-------------------|----|-------|---------|---|-------------|

LEXUS

RX 450h AWD

| | | | | | |
|-------------------|----|-------|---------|---|------------|
| AV-S6, 3.5L, 6cyl | 30 | 31/28 | \$2,300 | 7 | 288V Ni-MH |
|-------------------|----|-------|---------|---|------------|

TOYOTA

Highlander Hybrid AWD

| | | | | | |
|-------------------|----|-------|---------|---|------------|
| AV-S6, 3.5L, 6cyl | 28 | 29/27 | \$1,950 | 6 | 288V Ni-MH |
|-------------------|----|-------|---------|---|------------|

Highlander Hybrid AWD LE Plus

| | | | | | |
|-------------------|----|-------|---------|---|------------|
| AV-S6, 3.5L, 6cyl | 29 | 30/28 | \$1,900 | 7 | 288V Ni-MH |
|-------------------|----|-------|---------|---|------------|

ETHANOL FLEXIBLE FUEL VEHICLES

Ethanol flexible fuel vehicles (FFVs) are designed by the original manufacturer to operate on gasoline, E85, or any mixture of the two fuels. Annual fuel cost is estimated assuming 15,000 miles of travel each year (55% city and 45% highway) and an average fuel cost of \$2.55 per gallon for E85, \$3.65 per gallon for regular unleaded gasoline, and \$4.57 per gallon for premium unleaded gasoline. The price of ethanol is highly variable from region to region; it is typically lower in the Midwestern United States and higher in other areas. Therefore, actual consumer experience may differ significantly from the annual fuel cost estimates presented here.

Fuel economy and driving range values are shown for both gasoline and E85. When operating your FFV on mixtures of gasoline and E85, such as when alternating between using these fuels, your driving range and fuel economy values will be somewhere between those listed for the two fuels, depending on the actual percentage of gasoline and E85 in the tank.

| Manufacturer Model Configuration (trans, eng size, cyl) | MPG | | Annual Fuel Cost | GHG Rating | Fuel | Driving Range (miles) |
|--|------|----------|------------------------|---------------|------|-----------------------------|
| | Comb | City/Hwy | | | | |

SUBCOMPACT CARS

AUDI

A5 Cabriolet quattro

| | | | | | | |
|------------------|----|-------|---------|---|-----|-----|
| A-S8, 2.0L, 4cyl | 24 | 21/29 | \$2,850 | 5 | P | 408 |
| | 17 | 15/21 | \$2,250 | 5 | E85 | 287 |

A5 quattro

| | | | | | | |
|------------------|----|-------|---------|---|-----|-----|
| A-S8, 2.0L, 4cyl | 24 | 21/30 | \$2,850 | 5 | P | 406 |
| | 18 | 15/22 | \$2,100 | 6 | E85 | 304 |

COMPACT CARS

FORD

Focus FWD FFV

| | | | | | | |
|-------------------|----|-------|---------|---|-----|-----|
| AM-6, 2.0L, 4cyl | 31 | 26/38 | \$1,750 | 7 | Gas | 384 |
| | 23 | 20/28 | \$1,650 | 7 | E85 | 285 |
| AM-S6, 2.0L, 4cyl | 29 | 26/36 | \$1,900 | 7 | Gas | 360 |
| | 22 | 19/26 | \$1,750 | 7 | E85 | 273 |
| M-5, 2.0L, 4cyl | 28 | 25/34 | \$1,950 | 6 | Gas | 347 |
| | 21 | 18/25 | \$1,800 | 7 | E85 | 260 |

MERCEDES-BENZ

CLA250 4matic

| | | | | | | |
|------------------|----|-------|---------|---|-----|-----|
| AM-7, 2.0L, 4cyl | 27 | 23/32 | \$2,550 | 6 | P | 400 |
| | 19 | 17/23 | \$2,000 | 6 | E85 | 280 |

MIDSIZE CARS

CHRYSLER

200

| | | | | | | |
|-----------------|----|-------|---------|---|-----|-----|
| A-9, 2.4L, 4cyl | 27 | 23/36 | \$2,050 | 6 | Gas | 427 |
| | 20 | 17/26 | \$1,900 | 7 | E85 | 316 |
| A-9, 3.6L, 6cyl | 23 | 19/31 | \$2,400 | 5 | Gas | 363 |
| | 17 | 14/23 | \$2,250 | 5 | E85 | 269 |

200 AWD

| | | | | | | |
|-----------------|----|-------|---------|---|-----|-----|
| A-9, 3.6L, 6cyl | 22 | 18/28 | \$2,500 | 5 | Gas | 348 |
| | 16 | 14/21 | \$2,400 | 5 | E85 | 253 |

LARGE CARS

CHEVROLET

Impala

| | | | | | | |
|------------------|----|-------|---------|---|-----|-----|
| A-S6, 3.6L, 6cyl | 22 | 19/28 | \$2,500 | 5 | Gas | 409 |
| | 16 | 14/20 | \$2,400 | 5 | E85 | 298 |

CHRYSLER

300

| | | | | | | |
|-----------------|----|-------|---------|---|-----|-----|
| A-8, 3.6L, 6cyl | 23 | 19/30 | \$2,400 | 5 | Gas | 426 |
| | 17 | 14/22 | \$2,250 | 5 | E85 | 314 |

| Manufacturer Model Configuration (trans, eng size, cyl) | MPG | | Annual Fuel Cost | GHG Rating | Fuel | Driving Range (miles) |
|--|------|----------|------------------------|---------------|------|-----------------------------|
| | Comb | City/Hwy | | | | |

300 AWD

| | | | | | | |
|-----------------|----|-------|---------|---|-----|-----|
| A-8, 3.6L, 6cyl | 21 | 18/27 | \$2,600 | 4 | Gas | 388 |
| | 16 | 14/20 | \$2,400 | 5 | E85 | 296 |

DODGE

Charger

| | | | | | | |
|-----------------|----|-------|---------|---|-----|-----|
| A-8, 3.6L, 6cyl | 23 | 19/30 | \$2,400 | 5 | Gas | 426 |
| | 17 | 14/22 | \$2,250 | 5 | E85 | 314 |

Charger AWD

| | | | | | | |
|-----------------|----|-------|---------|---|-----|-----|
| A-8, 3.6L, 6cyl | 21 | 18/27 | \$2,600 | 4 | Gas | 388 |
| | 16 | 14/20 | \$2,400 | 5 | E85 | 296 |

FORD

Taurus AWD FFV

| | | | | | | |
|------------------|----|-------|---------|---|-----|-----|
| A-S6, 3.5L, 6cyl | 19 | 17/24 | \$2,900 | 4 | Gas | 361 |
| | 14 | 13/18 | \$2,750 | 4 | E85 | 266 |

Taurus FWD FFV

| | | | | | | |
|------------------|----|-------|---------|---|-----|-----|
| A-S6, 3.5L, 6cyl | 21 | 18/27 | \$2,600 | 4 | Gas | 399 |
| | 16 | 13/20 | \$2,400 | 5 | E85 | 304 |

SMALL PICKUP TRUCKS 2WD

NISSAN

Frontier 2WD FFV

| | | | | | | |
|-----------------|----|-------|---------|---|-----|-----|
| A-5, 4.0L, 6cyl | 18 | 16/22 | \$3,050 | 3 | Gas | 380 |
| | 13 | 11/16 | \$2,950 | 4 | E85 | 270 |

SMALL PICKUP TRUCKS 4WD

NISSAN

Frontier 4WD FFV

| | | | | | | |
|-----------------|----|-------|---------|---|-----|-----|
| A-5, 4.0L, 6cyl | 17 | 15/21 | \$3,200 | 3 | Gas | 360 |
| | 12 | 11/15 | \$3,200 | 3 | E85 | 250 |

STANDARD PICKUP TRUCKS 2WD

CHEVROLET

Silverado C15 2WD

| | | | | | | |
|-----------------|----|-------|---------|---|-----|---------|
| A-6, 4.3L, 6cyl | 20 | 18/24 | \$2,750 | 4 | Gas | 520/680 |
| | 14 | 12/16 | \$2,750 | 4 | E85 | 364/476 |
| A-6, 5.3L, 8cyl | 19 | 16/23 | \$2,900 | 4 | Gas | 494/646 |
| | 14 | 12/17 | \$2,750 | 4 | E85 | 364/476 |

FORD

F150 5.0L 2WD FFV GVWR>7599 LBS

| | | | | | | |
|------------------|----|-------|---------|---|-----|---------|
| A-S6, 5.0L, 8cyl | 16 | 14/20 | \$3,400 | 2 | Gas | 386/573 |
| | 13 | 11/16 | \$2,950 | 4 | E85 | 313/465 |

| Manufacturer Model Configuration (trans, eng size, cyl) | MPG | | Annual Fuel Cost | GHG Rating | Fuel | Driving Range (miles) |
|--|------|----------|------------------|------------|------|-----------------------|
| | Comb | City/Hwy | | | | |
| F150 Pickup 2WD FFV | | | | | | |
| A-6, 3.5L, 6cyl | 20 | 18/24 | \$2,750 | 4 | Gas | 482/716 |
| | 15 | 13/18 | \$2,550 | 4 | E85 | 362/537 |
| A-S6, 5.0L, 8cyl | 18 | 15/22 | \$3,050 | 3 | Gas | 434/644 |
| | 13 | 11/16 | \$2,950 | 4 | E85 | 313/465 |

GMC
Sierra C15 2WD

| | | | | | | |
|-----------------|----|-------|---------|---|-----|---------|
| A-6, 4.3L, 6cyl | 20 | 18/24 | \$2,750 | 4 | Gas | 520/680 |
| | 14 | 12/16 | \$2,750 | 4 | E85 | 364/476 |
| A-6, 5.3L, 8cyl | 19 | 16/23 | \$2,900 | 4 | Gas | 494/646 |
| | 14 | 12/17 | \$2,750 | 4 | E85 | 364/476 |

RAM
1500 2WD

| | | | | | | |
|-----------------|----|-------|---------|---|-----|---------|
| A-8, 3.6L, 6cyl | 20 | 17/25 | \$2,750 | 4 | Gas | 520/640 |
| | 14 | 12/17 | \$2,750 | 4 | E85 | 364/448 |

TOYOTA
Tundra 2WD FFV

| | | | | | | |
|------------------|----|-------|---------|---|-----|---------|
| A-S6, 5.7L, 8cyl | 15 | 13/18 | \$3,650 | 2 | Gas | 396/570 |
| | 11 | 9/13 | \$3,500 | 2 | E85 | 290/418 |

STANDARD PICKUP TRUCKS 4WD

CHEVROLET
Silverado K15 4WD

| | | | | | | |
|-----------------|----|-------|---------|---|-----|---------|
| A-6, 4.3L, 6cyl | 19 | 17/22 | \$2,900 | 4 | Gas | 494/646 |
| | 13 | 12/15 | \$2,950 | 3 | E85 | 338/442 |
| A-6, 5.3L, 8cyl | 18 | 16/22 | \$3,050 | 3 | Gas | 468/612 |
| | 13 | 11/16 | \$2,950 | 3 | E85 | 338/442 |

FORD
F150 4WD FFV BASE PAYLOAD LT TIRE

| | | | | | | |
|------------------|----|-------|---------|---|-----|---------|
| A-S6, 5.0L, 8cyl | 17 | 15/20 | \$3,200 | 3 | Gas | 410/609 |
| | 13 | 11/16 | \$2,950 | 3 | E85 | 313/465 |

F150 5.0L 4WD FFV GVWR>7599 LBS

| | | | | | | |
|------------------|----|-------|---------|---|-----|---------|
| A-S6, 5.0L, 8cyl | 16 | 14/19 | \$3,400 | 2 | Gas | 386/573 |
| | 13 | 11/16 | \$2,950 | 3 | E85 | 313/465 |

F150 Pickup 4WD FFV

| | | | | | | |
|------------------|----|-------|---------|---|-----|---------|
| A-6, 3.5L, 6cyl | 19 | 17/23 | \$2,900 | 4 | Gas | 458/680 |
| | 14 | 12/17 | \$2,750 | 4 | E85 | 337/501 |
| A-S6, 5.0L, 8cyl | 17 | 15/21 | \$3,200 | 3 | Gas | 410/609 |
| | 13 | 11/16 | \$2,950 | 3 | E85 | 313/465 |

GMC
Sierra K15 4WD

| | | | | | | |
|-----------------|----|-------|---------|---|-----|---------|
| A-6, 4.3L, 6cyl | 19 | 17/22 | \$2,900 | 4 | Gas | 494/646 |
| | 13 | 12/15 | \$2,950 | 4 | E85 | 338/442 |
| A-6, 5.3L, 8cyl | 18 | 16/22 | \$3,050 | 3 | Gas | 468/612 |
| | 13 | 11/16 | \$2,950 | 3 | E85 | 338/442 |

RAM
1500 4WD

| | | | | | | |
|-----------------|----|-------|---------|---|-----|---------|
| A-8, 3.6L, 6cyl | 19 | 16/23 | \$2,900 | 4 | Gas | 494/608 |
| | 13 | 11/16 | \$2,950 | 3 | E85 | 338/416 |

TOYOTA
Tundra 4WD FFV

| | | | | | | |
|------------------|----|-------|---------|---|-----|---------|
| A-S6, 5.7L, 8cyl | 15 | 13/17 | \$3,650 | 2 | Gas | 396/570 |
| | 10 | 9/12 | \$3,800 | 2 | E85 | 264/380 |

| Manufacturer Model Configuration (trans, eng size, cyl) | MPG | | Annual Fuel Cost | GHG Rating | Fuel | Driving Range (miles) |
|--|------|----------|------------------|------------|------|-----------------------|
| | Comb | City/Hwy | | | | |

VANS, PASSENGER TYPE

FORD

Transit T150 Wagon FFV

| | | | | | | |
|------------------|----|-------|---------|---|-----|-----|
| A-S6, 3.7L, 6cyl | 16 | 14/18 | \$3,400 | 2 | Gas | 402 |
| | 11 | 10/13 | \$3,500 | 2 | E85 | 276 |

SPECIAL PURPOSE VEHICLES 2WD

FORD

Transit Connect Van FFV

| | | | | | | |
|------------------|----|-------|---------|---|-----|-----|
| A-S6, 2.5L, 4cyl | 23 | 20/27 | \$2,400 | 5 | Gas | 363 |
| | 17 | 15/20 | \$2,250 | 5 | E85 | 269 |

Transit Connect Wagon FFV

| | | | | | | |
|------------------|----|-------|---------|---|-----|-----|
| A-S6, 2.5L, 4cyl | 22 | 19/27 | \$2,500 | 5 | Gas | 348 |
| | 16 | 14/19 | \$2,400 | 5 | E85 | 253 |

Transit Connect Wagon LWB FFV

| | | | | | | |
|------------------|----|-------|---------|---|-----|-----|
| A-S6, 2.5L, 4cyl | 22 | 19/27 | \$2,500 | 5 | Gas | 348 |
| | 16 | 14/20 | \$2,400 | 5 | E85 | 253 |

MINIVANS 2WD

DODGE

Grand Caravan

| | | | | | | |
|-----------------|----|-------|---------|---|-----|-----|
| A-6, 3.6L, 6cyl | 20 | 17/25 | \$2,750 | 4 | Gas | 400 |
| | 14 | 12/18 | \$2,750 | 4 | E85 | 280 |

SMALL SPORT UTILITY VEHICLES 2WD

CHEVROLET
Equinox FWD

| | | | | | | |
|-----------------|----|-------|---------|---|-----|-----|
| A-6, 2.4L, 4cyl | 25 | 21/31 | \$2,200 | 5 | Gas | 470 |
| | 17 | 15/21 | \$2,250 | 5 | E85 | 320 |

DODGE

Journey

| | | | | | | |
|-----------------|----|-------|---------|---|-----|-----|
| A-6, 3.6L, 6cyl | 19 | 17/25 | \$2,900 | 4 | Gas | 390 |
| | 14 | 12/18 | \$2,750 | 4 | E85 | 287 |

FORD

Escape FWD FFV

| | | | | | | |
|------------------|----|-------|---------|---|-----|-----|
| A-S6, 2.5L, 4cyl | 24 | 21/29 | \$2,300 | 5 | Gas | 389 |
| | 18 | 15/22 | \$2,100 | 5 | E85 | 292 |

GMC

Terrain FWD

| | | | | | | |
|-----------------|----|-------|---------|---|-----|-----|
| A-6, 2.4L, 4cyl | 25 | 21/31 | \$2,200 | 5 | Gas | 470 |
| | 17 | 15/21 | \$2,250 | 5 | E85 | 320 |

JEEP

Cherokee FWD

| | | | | | | |
|-----------------|----|-------|---------|---|-----|-----|
| A-9, 2.4L, 4cyl | 25 | 21/30 | \$2,200 | 5 | Gas | 395 |
| | 18 | 15/22 | \$2,100 | 5 | E85 | 284 |

Renegade 2WD

| | | | | | | |
|-----------------|----|-------|---------|---|-----|-----|
| A-9, 2.4L, 4cyl | 25 | 22/30 | \$2,200 | 5 | Gas | 318 |
| | 19 | 16/23 | \$2,000 | 6 | E85 | 241 |

SMALL SPORT UTILITY VEHICLES 4WD

AUDI

Q5

| | | | | | | |
|------------------|----|-------|---------|---|-----|-----|
| A-S8, 2.0L, 4cyl | 22 | 20/27 | \$3,100 | 5 | P | 436 |
| | 16 | 14/19 | \$2,400 | 5 | E85 | 317 |

| Manufacturer Model Configuration (trans, eng size, cyl) | MPG | | Annual Fuel Cost | GHG Rating | Fuel | Driving Range (miles) |
|--|------|----------|------------------|------------|------|-----------------------|
| | Comb | City/Hwy | | | | |

CHEVROLET
Equinox AWD

| | | | | | | |
|-----------------|----|-------|---------|---|-----|-----|
| A-6, 2.4L, 4cyl | 23 | 20/28 | \$2,400 | 5 | Gas | 432 |
| | 17 | 14/20 | \$2,250 | 5 | E85 | 320 |

JEEP
Cherokee 4WD

| | | | | | | |
|-----------------|----|-------|---------|---|-----|-----|
| A-9, 2.4L, 4cyl | 23 | 21/28 | \$2,400 | 5 | Gas | 363 |
| | 17 | 14/21 | \$2,250 | 5 | E85 | 269 |

MERCEDES-BENZ
GLA250 4matic

| | | | | | | |
|------------------|----|-------|---------|---|-----|-----|
| AM-7, 2.0L, 4cyl | 26 | 23/31 | \$2,650 | 6 | P | 380 |
| | 19 | 17/23 | \$2,000 | 6 | E85 | 280 |

STANDARD SPORT UTILITY VEHICLES 2WD

CHEVROLET
Suburban C1500 2WD

| | | | | | | |
|-----------------|----|-------|---------|---|-----|-----|
| A-6, 5.3L, 8cyl | 19 | 16/23 | \$2,900 | 4 | Gas | 604 |
| | 14 | 12/17 | \$2,750 | 4 | E85 | 445 |

Tahoe C1500 2WD

| | | | | | | |
|-----------------|----|-------|---------|---|-----|-----|
| A-6, 5.3L, 8cyl | 19 | 16/23 | \$2,900 | 4 | Gas | 484 |
| | 14 | 12/17 | \$2,750 | 4 | E85 | 357 |

FORD
Explorer 2WD FFV

| | | | | | | |
|------------------|----|-------|---------|---|-----|-----|
| A-S6, 3.5L, 6cyl | 20 | 17/24 | \$2,750 | 4 | Gas | 372 |
| | 15 | 13/18 | \$2,550 | 4 | E85 | 279 |

GMC
Yukon C1500 2WD

| | | | | | | |
|-----------------|----|-------|---------|---|-----|-----|
| A-6, 5.3L, 8cyl | 19 | 16/23 | \$2,900 | 4 | Gas | 484 |
| | 14 | 12/17 | \$2,750 | 4 | E85 | 357 |

Yukon C1500 XL 2WD

| | | | | | | |
|-----------------|----|-------|---------|---|-----|-----|
| A-6, 5.3L, 8cyl | 19 | 16/23 | \$2,900 | 4 | Gas | 604 |
| | 14 | 12/17 | \$2,750 | 4 | E85 | 445 |

| Manufacturer Model Configuration (trans, eng size, cyl) | MPG | | Annual Fuel Cost | GHG Rating | Fuel | Driving Range (miles) |
|--|------|----------|------------------|------------|------|-----------------------|
| | Comb | City/Hwy | | | | |

STANDARD SPORT UTILITY VEHICLES 4WD

CHEVROLET
Suburban K1500 4WD

| | | | | | | |
|-----------------|----|-------|---------|---|-----|-----|
| A-6, 5.3L, 8cyl | 18 | 15/22 | \$3,050 | 3 | Gas | 572 |
| | 12 | 11/15 | \$3,200 | 3 | E85 | 382 |

Tahoe K1500 4WD

| | | | | | | |
|-----------------|----|-------|---------|---|-----|-----|
| A-6, 5.3L, 8cyl | 18 | 16/22 | \$3,050 | 3 | Gas | 459 |
| | 13 | 11/16 | \$2,950 | 3 | E85 | 332 |

FORD
Explorer AWD FFV

| | | | | | | |
|------------------|----|-------|---------|---|-----|-----|
| A-S6, 3.5L, 6cyl | 19 | 16/23 | \$2,900 | 4 | Gas | 353 |
| | 14 | 12/17 | \$2,750 | 4 | E85 | 260 |

GMC
Yukon K1500 4WD

| | | | | | | |
|-----------------|----|-------|---------|---|-----|-----|
| A-6, 5.3L, 8cyl | 18 | 16/22 | \$3,050 | 3 | Gas | 459 |
| | 13 | 11/16 | \$2,950 | 3 | E85 | 332 |

Yukon K1500 XL 4WD

| | | | | | | |
|-----------------|----|-------|---------|---|-----|-----|
| A-6, 5.3L, 8cyl | 18 | 15/22 | \$3,050 | 3 | Gas | 572 |
| | 12 | 11/15 | \$3,200 | 3 | E85 | 382 |

MERCEDES-BENZ
GLE350 4matic

| | | | | | | |
|-----------------|----|-------|---------|---|-----|-----|
| A-7, 3.5L, 6cyl | 19 | 18/22 | \$3,600 | 4 | P | 470 |
| | 14 | 13/17 | \$2,750 | 4 | E85 | 340 |

TOYOTA
Sequoia 4WD FFV

| | | | | | | |
|------------------|----|-------|---------|---|-----|-----|
| A-S6, 5.7L, 8cyl | 14 | 13/17 | \$3,900 | 1 | Gas | 370 |
| | 10 | 9/13 | \$3,800 | 2 | E85 | 264 |

INDEX

| | Interior Volume (cu.ft.) Passenger / Cargo | | | | | Interior Volume (cu.ft.) Passenger / Cargo | | | | | Interior Volume (cu.ft.) Passenger / Cargo | | | |
|-------------------------------------|---|--------|--------|---------|--|---|-----|-------|----|--|---|-----|-------|----|
| | 2dr | 4dr | Hatch | Pg | | 2dr | 4dr | Hatch | Pg | | 2dr | 4dr | Hatch | Pg |
| ACURA | | | | | | | | | | | | | | |
| ILX | | 89/12 | | 11 | | | | | | | | | | |
| MDX AWD | | | | 27 | | | | | | | | | | |
| MDX FWD | | | | 25 | | | | | | | | | | |
| MDX Hybrid AWD | | | | 27,41 | | | | | | | | | | |
| NSX Hybrid | | | | 6,40 | | | | | | | | | | |
| RDX AWD | | | | 27 | | | | | | | | | | |
| RDX FWD | | | | 25 | | | | | | | | | | |
| RLX | | 102/15 | | 15 | | | | | | | | | | |
| RLX Hybrid | | 102/15 | | 15,40 | | | | | | | | | | |
| TLX AWD | | 93/14 | | 11 | | | | | | | | | | |
| TLX FWD | | 93/14 | | 11 | | | | | | | | | | |
| ALFA ROMEO | | | | | | | | | | | | | | |
| 4C | | | | 6 | | | | | | | | | | |
| Giulia | | 100/12 | | 15 | | | | | | | | | | |
| Giulia AWD | | 100/12 | | 15 | | | | | | | | | | |
| ASTON MARTIN | | | | | | | | | | | | | | |
| DB11 V12 | 72/9 | | | 7 | | | | | | | | | | |
| Rapide S | | 83/14 | | 9 | | | | | | | | | | |
| V12 Vantage S | | | | 6 | | | | | | | | | | |
| Vanquish S Zagato | 78/5 | | | 7 | | | | | | | | | | |
| AUDI | | | | | | | | | | | | | | |
| A3 | | 86/12 | | 9 | | | | | | | | | | |
| A3 Cabriolet | 79/10 | | | 9 | | | | | | | | | | |
| A3 Cabriolet quattro | 79/10 | | | 9 | | | | | | | | | | |
| A3 e-tron | | | 89/14 | 11,38 | | | | | | | | | | |
| A3 quattro | | 86/10 | | 9 | | | | | | | | | | |
| A4 | | 92/13 | | 11 | | | | | | | | | | |
| A4 allroad quattro | | 92/24 | | 21 | | | | | | | | | | |
| A4 quattro | | 92/13 | | 11 | | | | | | | | | | |
| A4 Ultra | | 92/13 | | 11 | | | | | | | | | | |
| A5 Cabriolet quattro | 81/10 | | | 9,42 | | | | | | | | | | |
| A5 quattro | 84/12 | | | 9,42 | | | | | | | | | | |
| A6 | | 98/16 | | 15 | | | | | | | | | | |
| A6 quattro | | 98/16 | | 15 | | | | | | | | | | |
| A7 quattro | | | 94/25 | 15 | | | | | | | | | | |
| A8 L | | 107/15 | | 18 | | | | | | | | | | |
| Q3 | | | 84/17 | 11 | | | | | | | | | | |
| Q3 quattro | | | 84/17 | 11 | | | | | | | | | | |
| Q5 | | | | 27,43 | | | | | | | | | | |
| Q7 | | | | 31 | | | | | | | | | | |
| R8 | | | | 6 | | | | | | | | | | |
| R8 Spyder | | | | 6 | | | | | | | | | | |
| RS 3 | | 86/10 | | 9 | | | | | | | | | | |
| RS 7 | | | 94/25 | 15 | | | | | | | | | | |
| S3 | | 86/10 | | 9 | | | | | | | | | | |
| S5 | 84/13 | | | 9 | | | | | | | | | | |
| S5 Cabriolet | 81/10 | | | 9 | | | | | | | | | | |
| S6 | | 98/16 | | 15 | | | | | | | | | | |
| S7 | | | 94/25 | 15 | | | | | | | | | | |
| S8 | | 100/15 | | 15 | | | | | | | | | | |
| SQ5 | | | | 27 | | | | | | | | | | |
| TT Coupe quattro | 74/13 | | | 9 | | | | | | | | | | |
| TT Roadster quattro | | | | 6 | | | | | | | | | | |
| TTS Coupe | 74/13 | | | 9 | | | | | | | | | | |
| BENTLEY | | | | | | | | | | | | | | |
| Bentayga | | | | 31 | | | | | | | | | | |
| Continental GT | 89/11 | | | 11 | | | | | | | | | | |
| BMW | | | | | | | | | | | | | | |
| Continental GT Convertible | 86/7 | | | 9 | | | | | | | | | | |
| Continental Supersports | 89/11 | | | 11 | | | | | | | | | | |
| Continental Supersports Convertible | 86/7 | | | 9 | | | | | | | | | | |
| Flying Spur | 102/13 | | | 15 | | | | | | | | | | |
| Mulsanne | | 101/11 | | 15 | | | | | | | | | | |
| Mulsanne EWB | | 105/11 | | 15 | | | | | | | | | | |
| BUICK | | | | | | | | | | | | | | |
| 740e xDrive | | 114/10 | | 18,39 | | | | | | | | | | |
| 740i | | 114/14 | | 19 | | | | | | | | | | |
| 740i xDrive | | 114/14 | | 19 | | | | | | | | | | |
| 750i | | 114/14 | | 19 | | | | | | | | | | |
| 750i xDrive | | 114/14 | | 19 | | | | | | | | | | |
| Alpina B6 xDrive Gran Coupe | | 97/12 | | 12 | | | | | | | | | | |
| Alpina B7 xDrive | | 114/14 | | 19 | | | | | | | | | | |
| i3 BEV (60 Amp-hour battery) | | 84/15 | | 5,9,35 | | | | | | | | | | |
| i3 BEV (94 Amp-hour battery) | | 84/15 | | 9,35 | | | | | | | | | | |
| i3 REX (94 Amp-hour battery) | | 84/15 | | 9,38 | | | | | | | | | | |
| i8 | 81/5 | | | 9,38 | | | | | | | | | | |
| M2 | 89/10 | | | 9 | | | | | | | | | | |
| M240i Convertible | 82/10 | | | 9 | | | | | | | | | | |
| M240i Coupe | 89/10 | | | 9 | | | | | | | | | | |
| M240i xDrive Convertible | 82/10 | | | 9 | | | | | | | | | | |
| M240i xDrive Coupe | 89/10 | | | 9 | | | | | | | | | | |
| M3 | | 96/12 | | 12 | | | | | | | | | | |
| M4 Convertible | 91/9 | | | 9 | | | | | | | | | | |
| M4 Coupe | 90/11 | | | 12 | | | | | | | | | | |
| M6 Convertible | 88/11 | | | 10 | | | | | | | | | | |
| M6 Coupe | 87/13 | | | 10 | | | | | | | | | | |
| M6 Gran Coupe | | 97/12 | | 12 | | | | | | | | | | |
| M760i xDrive | | 114/14 | | 19 | | | | | | | | | | |
| X1 sDrive28i | | | 101/27 | 19 | | | | | | | | | | |
| X1 xDrive28i | | | 101/27 | 19 | | | | | | | | | | |
| X3 sDrive28i | | | | 25 | | | | | | | | | | |
| X3 xDrive28i | | | | 28 | | | | | | | | | | |
| X3 xDrive35i | | | | 28 | | | | | | | | | | |
| X4 M40i | | | | 28 | | | | | | | | | | |
| X4 xDrive28i | | | | 28 | | | | | | | | | | |
| X5 M | | | | 31 | | | | | | | | | | |
| X5 sDrive35i | | | | 30 | | | | | | | | | | |
| X5 xDrive 35d | | | | 31,34 | | | | | | | | | | |
| X5 xDrive35i | | | | 31 | | | | | | | | | | |
| X5 xDrive40e | | | | 31,39 | | | | | | | | | | |
| X5 xDrive50i | | | | 31 | | | | | | | | | | |
| X6 M | | | | 31 | | | | | | | | | | |
| X6 sDrive35i | | | | 30 | | | | | | | | | | |
| X6 xDrive35i | | | | 31 | | | | | | | | | | |
| X6 xDrive50i | | | | 31 | | | | | | | | | | |
| BUICK | | | | | | | | | | | | | | |
| Cascada | 82/9 | | | 10 | | | | | | | | | | |
| Enclave AWD | | | | 31 | | | | | | | | | | |
| Enclave FWD | | | | 30 | | | | | | | | | | |
| Encore | | | | 26 | | | | | | | | | | |
| Encore AWD | | | | 28 | | | | | | | | | | |
| Envision AWD | | | | 28 | | | | | | | | | | |
| Envision FWD | | 75/26 | | 26 | | | | | | | | | | |
| LaCrosse | | 102/16 | | 15 | | | | | | | | | | |
| LaCrosse AWD | | 102/16 | | 15 | | | | | | | | | | |
| Regal | | 98/13 | | 15 | | | | | | | | | | |
| Regal AWD | | 98/13 | | 15 | | | | | | | | | | |
| Verano | | 91/14 | | 12 | | | | | | | | | | |
| BYD | | | | | | | | | | | | | | |
| e6 | | | 88/16 | 5,26,36 | | | | | | | | | | |

INDEX

| Interior Volume (cu.ft.) Passenger / Cargo | | | | Interior Volume (cu.ft.) Passenger / Cargo | | | | Interior Volume (cu.ft.) Passenger / Cargo | | | |
|---|--------|-------|-------|---|--------|-------|-------|---|--------|-------|-------|
| 2dr | 4dr | Hatch | Pg | 2dr | 4dr | Hatch | Pg | 2dr | 4dr | Hatch | Pg |
| LINCOLN | | | | MERCEDES-BENZ | | | | | | | |
| Continental AWD | 106/16 | | 20 | AMG C43 4matic | 90/13 | | 13 | GLA250 | 91/42 | | 27 |
| Continental FWD | 106/16 | | 20 | AMG C43 4matic Convertible | 81/9 | | 10 | GLA250 4matic | | | 29,44 |
| MKC AWD | | | 29 | AMG C43 4matic Coupe | 79/10 | | 10 | GLC300 | | | 27 |
| MKC FWD | | | 27 | AMG C63 | | 92/13 | 13 | GLC300 4matic | | | 29 |
| MKT AWD | | | 32 | AMG C63 Convertible | 81/9 | | 10 | GLC300 4matic Coupe | | | 29 |
| MKT FWD | | | 31 | AMG C63 Coupe | 79/11 | | 10 | GLE350 | | | 31 |
| MKT Hearse AWD | | | 25 | AMG C63 S | | 92/13 | 13 | GLE350 4matic | | | 32,44 |
| MKT Limo AWD | | | 25 | AMG C63 S Convertible | 81/9 | | 10 | GLE350d 4MATIC | | | 34 |
| MKT Livery AWD | | | 25 | AMG C63 S Coupe | 79/11 | | 10 | GLE400 4matic | | | 32 |
| MKX AWD | | | 29 | AMG CLA45 4matic | 88/13 | | 13 | GLE550e 4matic | | | 32,39 |
| MKX FWD | | | 27 | AMG CLS63 S 4matic | 92/11 | | 13 | GLS350d 4MATIC | | | 34 |
| MKZ AWD | 99/16 | | 17 | AMG E43 4matic | 98/13 | | 17 | GLS450 4matic | | | 32 |
| MKZ FWD | 99/16 | | 17 | AMG G63 | | | 32 | GLS550 4matic | | | 32 |
| MKZ Hybrid FWD | 99/12 | | 17,40 | AMG G65 | | | 32 | Maybach S550 4matic | 120/12 | | 20 |
| Navigator 2WD | | | 31 | AMG GLA45 4matic | 91/42 | | 22 | Maybach S600 | 120/12 | | 20 |
| Navigator 4WD | | | 32 | AMG GLC43 4matic | | | 29 | Maybach S650 Convertible | 88/7 | | 11 |
| Navigator L 2WD | | | 31 | AMG GLC43 4matic Coupe | | | 29 | Metris (Cargo Van) | | | 25 |
| Navigator L 4WD | | | 32 | AMG GLE43 4matic | | | 32 | Metris (Passenger Van) | | | 25 |
| LOTUS | | | | AMG GLE43 4matic Coupe | | | 32 | S550 | 112/12 | | 20 |
| Evora | 48/2 | 48/2 | 8 | AMG GLE63 | | | 32 | S550 4matic | 112/12 | | 20 |
| MASERATI | | | | AMG GLE63 S | | | 32 | S550 4matic Coupe | 90/10 | | 14 |
| Ghibli S RWD | 108/10 | | 17 | AMG GLE63 S Coupe | | | 32 | S550 Convertible | 88/7 | | 11 |
| Ghibli V6 | 108/10 | | 17 | AMG GLS63 | | | 32 | S550e | 112/9 | | 20,39 |
| Ghibli V6 SQ4 AWD | 108/10 | | 17 | AMG GT | | | 7 | S600 | 112/12 | | 20 |
| GranTurismo | 86/6 | | 10 | AMG GT S | | | 7 | S65 AMG Convertible | 88/7 | | 11 |
| GranTurismo Convertible | 85/5 | | 10 | AMG S63 4matic | 112/12 | | 20 | S65 AMG Coupe | 91/10 | | 14 |
| Levante | 88/20 | | 32 | AMG S63 4matic Convertible | 88/7 | | 10 | SL450 | | | 7 |
| Levante S | 88/20 | | 32 | AMG S63 4matic Coupe | 90/10 | | 13 | SL550 | | | 7 |
| Quattroporte GTS | 114/19 | | 20 | AMG S65 | 112/12 | | 20 | SLC300 | | | 7 |
| Quattroporte S | 114/19 | | 20 | AMG SL63 | | | 7 | MINI | | | |
| Quattroporte SQ4 V6 | 114/19 | | 20 | AMG SL65 | | | 7 | Cooper Clubman | 92/18 | | 17 |
| MAZDA | | | | AMG SLC43 | | | 7 | Cooper Clubman All4 | 92/18 | | 17 |
| 2 | | 87/16 | 13 | B250e | 90/22 | | 17,35 | Cooper Convertible | 76/5 | | 8 |
| 3 4-Door | 96/12 | | 13 | C300 | 90/13 | | 13 | Cooper Countryman | 97/18 | | 17 |
| 3 5-Door | | 96/22 | 17 | C300 4matic | 90/13 | | 13 | Cooper Countryman All4 | 97/18 | | 17 |
| 6 | 100/15 | | 17 | C300 4matic Convertible | 81/9 | | 10 | Cooper Hardtop 2 door | 80/9 | | 11 |
| CX-3 2WD | | 88/16 | 13 | C300 4matic Coupe | 79/10 | | 10 | Cooper Hardtop 4 door | 84/9 | | 11 |
| CX-3 4WD | | 88/16 | 13 | C300 Convertible | 81/9 | | 11 | Cooper S Clubman | 92/18 | | 17 |
| CX-5 2WD | | | 27 | C300 Coupe | 79/10 | | 11 | Cooper S Clubman All4 | 92/18 | | 17 |
| CX-5 4WD | | | 29 | C350e | 91/10 | | 14,38 | Cooper S Convertible | 76/5 | | 8 |
| CX-9 2WD | | | 27 | CLA250 | 88/13 | | 14 | Cooper S Countryman | 97/18 | | 17 |
| CX-9 4WD | | | 29 | CLA250 4matic | 88/13 | | 14,42 | Cooper S Countryman All4 | 97/18 | | 18 |
| MX-5 | | | 7 | CLS550 | 92/11 | | 14 | Cooper S Hardtop 2 door | 80/9 | | 11 |
| MCLAREN AUTOMOTIVE | | | | CLS550 4matic | 92/11 | | 14 | Cooper S Hardtop 4 door | 84/9 | | 11 |
| 570GT | | | 7 | E300 | 98/13 | | 17 | John Cooper Works Clubman All4 | 92/18 | | 18 |
| 570S Coupe | | | 7 | E300 4matic | 98/13 | | 17 | John Cooper Works Convertible | 76/5 | | 8 |
| | | | | E400 4matic (station wagon) | 98/35 | | 22 | John Cooper Works Hardtop | 80/9 | | 11 |
| | | | | E400 4matic Coupe | 81/11 | | 11 | MITSUBISHI | | | |
| | | | | E400 Convertible | 80/6 | | 11 | i-MiEV | 85/13 | | 11,35 |
| | | | | E400 Coupe | 81/11 | | 11 | Lancer | 93/12 | | 14 |
| | | | | E550 Convertible | 80/6 | | 11 | Lancer 4WD | 93/12 | | 14 |
| | | | | E550 Coupe | 81/11 | | 11 | Mirage | 86/17 | 86/17 | 14 |
| | | | | G550 | | | 32 | Mirage G4 | 90/13 | | 14 |
| | | | | G550 4x4 (Special Off-Road Model) | | | 32 | Outlander 2WD | | | 27 |
| | | | | | | | | Outlander 4WD | | | 29 |
| | | | | | | | | Outlander Sport 2WD | | | 27 |
| | | | | | | | | Outlander Sport 4WD | | | 29 |

INDEX

| Interior Volume (cu.ft.) Passenger / Cargo | | | | |
|---|-----|-------|-------|-------|
| | 2dr | 4dr | Hatch | Pg |
| Tundra 4WD | | | | 24 |
| Tundra 4WD FFV | | | | 24,43 |
| Yaris | | 86/13 | 85/15 | 14 |
| Yaris iA | | 86/13 | | 5,11 |

VOLKSWAGEN

| | | | | |
|-------------------------|-------|-------|-------|---------|
| Beetle | | | 85/15 | 14 |
| Beetle Convertible | 81/7 | | | 11 |
| Beetle Dune | | | 85/15 | 14 |
| Beetle Dune Convertible | 81/7 | | | 11 |
| CC | 94/13 | | | 14 |
| CC 4motion | 94/13 | | | 14 |
| e-Golf | | | 91/17 | 5,14,35 |
| Golf | | | 93/16 | 14 |
| Golf Alltrack | | 94/30 | | 22 |
| Golf R | | | 93/16 | 14 |

| Interior Volume (cu.ft.) Passenger / Cargo | | | | |
|---|-----|--------|-------|----|
| | 2dr | 4dr | Hatch | Pg |
| Golf SportWagen | | 94/30 | | 22 |
| Golf SportWagen 4motion | | 94/30 | | 22 |
| GTI | | | 93/16 | 14 |
| Jetta | | 94/16 | | 14 |
| Passat | | 102/16 | | 18 |
| Tiguan | | | | 27 |
| Tiguan 4motion | | | | 30 |
| Touareg | | | | 33 |

VOLVO

| | | | | |
|---------------------|--|-------|--|----|
| S60 AWD | | 93/12 | | 14 |
| S60 CC AWD | | 93/12 | | 14 |
| S60 FWD | | 93/12 | | 14 |
| S60 Inscription AWD | | 96/12 | | 14 |
| S60 Inscription FWD | | 96/12 | | 14 |
| S60 Polestar AWD | | 93/12 | | 14 |

| Interior Volume (cu.ft.) Passenger / Cargo | | | | |
|---|-----|-------|-------|-------|
| | 2dr | 4dr | Hatch | Pg |
| S90 AWD | | 98/14 | | 18 |
| S90 FWD | | 98/14 | | 18 |
| V60 AWD | | | 92/28 | 22 |
| V60 CC AWD | | | 92/28 | 22 |
| V60 FWD | | | 92/28 | 22 |
| V60 Polestar AWD | | | 92/28 | 22 |
| V90 CC AWD | | | 98/34 | 22 |
| XC60 AWD | | | | 30 |
| XC60 FWD | | | 99/34 | 27 |
| XC90 AWD | | | | 33 |
| XC90 AWD PHEV | | | | 33,39 |
| XC90 FWD | | | | 31 |

GETTING TO KNOW THE NEW FUEL ECONOMY AND ENVIRONMENT LABEL

The diagram below shows a sample label for a gasoline vehicle. Slightly different designs are used for flexible-fuel vehicles, electric vehicles, and plug-in hybrids. For more in-depth descriptions of label information for all vehicle types, visit www.fueleconomy.gov.

